

PRODUCT GUIDE

2023



REACH BEYOND



CONTENTS

ST-Z 230 DRIVER	4	MIZUNO PRO FLI-HI.....	38
ST-X 230 DRIVER	6	S23 WEDGES.....	40
ST-X 230 PLATINIUM DRIVER	8	T22	42
ST-Z 230 FAIRWAY WOOD	10	OMOI PUTTERS	44
ST-Z 230 HYBRID	12	M- CRAFT PUTTERS	46
ST-G 220 DRIVER.....	14	SHAFT OPTIMIZER	48
ST-X 220 FAIRWAY WOOD	16	SHAFTS	50
ST-X 220 HYBRID	18	GRIPS.....	54
JPX FLI-HI.....	20	BALLS.....	56
JPX-923 TOUR.....	22	GLOVES	58
JPX-923 FORGED.....	24	SS23.....	60
JPX-923 HOT METAL.....	26	FOOTWEAR.....	65
JPX-923 HOT METAL PRO	28	BAGS.....	74
JPX-923 HOT METAL HIGH LAUNCH.....	30	HEADWEAR	82
MIZUNO PRO 221.....	32	ACCESSORIES	86
MIZUNO PRO 223	34	LUGGAGE	92
MIZUNO PRO 225.....	36		





STRAIGHT, STABLE AND LOW SPINNING

ST-Z 230 DRIVER

A straight bias driver with excellent stability from off centre hits. Similar in look and character to the previous ST-Z. Boosted by the CORTECH Chamber to be faster from the face, spin less and deliver an incredible, solid sensation at impact.



Tour tests for the ST-Z 230 have all been very consistent – firstly, an appreciation that the look is familiar at address. Then satisfaction at how much better it feels off the face. Ball speeds are up on average 1-3mph with spin rates dropping around 200 rpm.

Chris Voshall, Product Manager



ST-Z 230 DRIVER SPECIFICATION

	ST-Z 230 9.5	ST-Z 230 10.5
Loft Range	7.5-11.5°	8.5-12.5°
Lie	57.5-60.5°	57.5-60.5°
Length	45"	45"

Dexterity: Right hand – 9.5 and 10.5 degrees. Left hand – 9.5 degrees only.



CORTECH CHAMBER - THE MISSING PIECE: Mizuno's CORTECH Chamber encases a dense stainless steel weight with elastomeric TPU – taking stress from the clubface and creating an additional energy source. At the same time locating weight closer to the clubface to reduce spin rates. While contributing to a more solid, powerful sensation at impact.

FORGED SAT 2041 BETA TI FACE: More resilient than commonly used 6-4 Ti, with more complex multi-thickness design – made possible by Mizuno's CORTECH Chamber.

UNIFIED SOLE COMPOSITE: Carbon sole plate now a single piece to allow weight to be pushed to the extremes for overall stability.

STRAIGHT FLIGHT BIAS: Mass spread evenly to encourage a highly stable, straight ball flight.

MODERN PLAYERS PROFILE: Pushed lower to the ground for low / mid spin performance and aligns square to open.

QUICK SWITCH HOSEL: 4 degrees of adjustability.



MORE WORKABLE, MILD DRAW-BIASED

ST-X 230 DRIVER

A more rounded, deeper profile with weight located closer to the hosel – means slightly higher spinning and draw biased for the majority, but more workable for many elite players (especially in lower lofts). Natural drawers of the ball may find more ball speed from the ST-X. Boosted by the CORTECH Chamber to be faster from the face, spin less and deliver an incredible, solid sensation at impact.



The new ST-X 230 is a complex character. Although in the higher loft option it's a higher flying draw-biased option, the 9.5 for many of our tour players was more workable and faster from the face. You really need to hit both models before making any judgements on which is likely to work best for you.

Chris Voshall, Product Manager



ST-Z 230 DRIVER SPECIFICATION

	ST-X 230 9.5	ST-X 230 10.5	ST-X 230 12.0
Loft Range	7.5-11.5°	8.5-12.5°	10-14°
Lie	59-62°	59-62°	59-62°
Length	45"	45"	45"

Dexterity: Right hand – 9.5, 10.5 and 12 degrees. Left hand – 9.5 degrees only.



CORTECH CHAMBER - THE MISSING PIECE: Mizuno's CORTECH Chamber encases a dense stainless steel weight with elastomeric TPU – taking stress from the clubface and creating an additional energy source. At the same time locating weight closer to the clubface to reduce spin rates. While contributing to a more solid, powerful sensation at impact.

FORGED SAT 2041 BETA TI FACE: More resilient than commonly used 6-4 Ti, with more complex multi-thickness design – made possible by Mizuno's CORTECH Chamber.

UNIFIED SOLE COMPOSITE: Carbon sole plate now a single piece to allow weight to be pushed to the extremes for overall stability.

WORKABLE / DRAW BIAS: Weight located closer to the shaft axis can both encourage a more workable or draw biased outcome, dependent on the player.

DEEPER PROFILE: A more rounded look that sits a little taller. Aligns square in the neutral setting.

QUICK SWITCH HOSEL: 4 degrees of adjustability.



ULTRA LIGHTWEIGHT FOR SLOWER SWING SPEEDS

ST-X 230 PLTNM DRIVER

A high launching, super lightweight draw-biased driver, ideal for slower and moderate swing speeds. The ST-X PLTNM is 30g lighter overall than any possible custom option of the ST-X 230. With a high spec Helium Platinum Shaft and lightweight grip. Boosted by the CORTECH Chamber to be faster from the face and deliver an incredible, solid sensation at impact.



ST-X PLTNM DRIVER SPECIFICATION

	ST-X PLTNM 230 10.5	ST-X PLTNM 230 12.0
Loft Range	8.5-12.5°	10-14°
Lie	59-62°	59-62°
Length	45.75"	45.75"

Dexterity: Right Hand – 10.5 and 12 degrees.



CORTECH CHAMBER - THE MISSING PIECE: Mizuno's CORTECH Chamber encases a dense stainless steel weight with elastomeric TPU – taking stress from the clubface and creating an additional energy source. At the same time locating weight closer to the clubface to reduce spin rates. While contributing to a more solid, powerful sensation at impact.

FORGED SAT 2041 BETA TI FACE: More resilient than commonly used 6-4 Ti, with more complex multi-thickness design – made possible by Mizuno's CORTECH Chamber.

UNIFIED SOLE COMPOSITE: Carbon sole plate now a single piece to allow weight to be pushed to the extremes for overall stability.

30 GRAM LIGHTER CLUBWEIGHT FOR SLOWER SWINGSPEEDS: With premium Helium Platinum shaft, ¾ longer than standard and lightweight J112 grip.

DRAW BIAS: Weight located closer to the shaft axis encourages a high, draw biased flight.

QUICK SWITCH HOSEL: 4 degrees of adjustability.



STRAIGHT, STABLE AND HIGH LAUNCHING

ST-Z 230 FAIRWAY WOOD

A mid-low spinning, high launching, adjustable fairway wood – developed hand in hand with our tour advisors, yet midsized and playable for all levels. Utilizing a high energy MAS1C steel face boosted by Mizuno’s CORTECH Chamber for exceptional ball speeds and powerful, solid sensation at impact.



The elevated ball speed of the CORTECH Chamber is a great addition to the ST-Z fairway woods, but the stability might be the real stand-out. They feel like they are on tracks through impact.

Chris Voshall, Product Manager



ST-Z 230 FAIRWAY SPECIFICATION

	ST-Z 230 3W	ST-Z 230 5W
Loft Range	13-17°	16-20°
Lie	56-59°	56.5-58.5°
Length	43"	42.5"

Dexterity: Right hand – 3W and 5W. Left hand – 3W.



CORTECH CHAMBER - THE MISSING PIECE: Mizuno’s CORTECH Chamber encases a dense stainless steel weight with elastomeric TPU – taking stress from the clubface and creating an additional energy source. At the same time locating weight closer to the clubface to reduce spin rates. While contributing to a more solid, powerful sensation at impact.

CARBON COMPOSITE CROWN: For low centre of gravity and stability from off centre strikes.

EXPANDED FRONT TO BACK WEIGHTING: Additional 8 gram backweight balances with heavier front section for consistent launch characteristics.

HIGH ENERGY MAS1C STEEL FACE: Reworked with a new multi-thickness design – made possible through the face support of Mizuno’s CORTECH Chamber.

QUICK SWITCH HOSEL: 4 degrees of adjustability.



STRAIGHT, STABLE AND HIGH LAUNCHING

ST-Z 230 HYBRID

A mid-low spinning, high launching, adjustable hybrid – developed hand in hand with our tour advisors, yet playable for all levels. Utilizing a high energy MAS1C steel face boosted by Mizuno's CORTECH Chamber for exceptional ball speeds and powerful, solid sensation at impact. A slightly larger, more playable footprint than its predecessor the CLK.



The CORTECH Chamber is very effective on the fairway woods and hybrids as it does such a good job of lowering the sweet spot – maintaining ball speeds when you have to pinch one from a tight fairway.

Chris Voshall, Product Manager



ST-Z 230 HYBRID SPECIFICATION

	2HB	3HB	4HB	5HB
Loft Range	14-18°	17-21°	20-24°	23-27°
Lie	15.5-58.5°	56-59°	56.5-58.5°	57-60°
Length	41"	40.5"	40"	39.5"

Dexterity: 2H, 3H, 4H and 5H. Left hand – 3H and 4H.



CORTECH CHAMBER - THE MISSING PIECE: Mizuno's CORTECH Chamber encases a dense stainless steel weight with elastomeric TPU – taking stress from the clubface and creating an additional energy source. At the same time locating weight closer to the clubface to reduce spin rates. While contributing to a more solid, powerful sensation at impact.

WAFFLE CROWN AND THICK SOLE WEIGHT: Engineered to create a low sweet spot and deep centre of gravity, for high stable launch and efficient spin rates.

HIGH ENERGY MAS1C STEEL FACE: Reworked with a new multi-thickness design – made possible through the face support of Mizuno's CORTECH Chamber.

QUICK SWITCH HOSEL: 4 degrees of adjustability.

ST-G

GRAVITY-ADJUSTABLE DESIGN

ST-G 220 DRIVER

A player's deeper profile with the ball speed of Mizuno's Forged BETA Ti SAT2041 clubface - and unmatched levels of adjustability for precise fitting. The ST-G now has shorter lateral weight tracks - allowing a new center/back weight port. The combination of three tracks and two moveable weights enable the ST-G to morph from ultra-low spinning bomber to a highly playable mid-spinning option - with fade or draw bias in both.



The ST-G has so much more effective movement of weight along both the X and the Z axis. We can set it to be very low spin, a more playable mid spin, heavily fade or draw biased and just about anything in between.

Chris Voshall, Product Manager.



ST-G 220 DRIVER SPECIFICATION

Loft Range	7.0° - 11.0°
Lie	56.5-59.5°
Length	45"
Dexterity: RH only	



MODERN PLAYER'S PROFILE: Deeper faced, shorter back to front, but using the full capacity 460cc head size.

NEW MULTI-THICKNESS CORTECH FACE: Refined to maximize the return from Mizuno's Beta Ti face. Ball speeds most noticeably improved low on the clubface.

NEW DUAL WEIGHT CENTER SLOT: Allows 2 central back weights for deeper CG capability - higher stability, launch and spin.

GREATER DRAW / FADE BIAS: Increased separation between lateral weight tracks.

CONSISTENTLY SOLID FEEDBACK: A tighter range of feel and sound across the weight settings.

QUICK SWITCH ADJUSTABILITY: 4 degrees of loft adjustability to fine-tune look and trajectory.

ST-X

DRAW BIAS - HIGH LAUNCH

ST-X 220 FAIRWAY WOOD

A confidence inspiring sequence of fairway woods – engineered to produce a higher, draw biased flight. The ST-X fairway woods are suited for moderate swing speeds who need elevated launch to reach their optimal distance and controlled landing angles. The generously sized 3 wood boasts a full Ti construction with high ball speed SAT2041 Beta face – shared with Mizuno's drivers.



There are a lot of forgiving looking fairways woods that don't launch high enough for the average amateur. Size and footprint is only one part of the equation – most of us need a little more spin and elevation to carry the ball to our full capability. The ST-X is designed to solve that issue.

Chris Voshall, Product Manager



ST-X 220 FW WOOD SPECIFICATION

	ST-X 220 3W	ST-X 220 5W	ST-X 220 7W
Loft	15°	18°	21°
Lie	59.5°	60°	60.5°
Length	43.25"	42.75"	42.25"

Dexterity: RH only



HIGH DRAW FLIGHT BIAS: Mizuno's X-Axis design – with deep internal weighting, encourages a high draw biased flight.

FULLY TITANIUM 3 WOOD FOR DRIVER TYPE BALL SPEEDS: SAT2041 Beta Ti with multi thickness CORTECH face shared with Mizuno's drivers. Combined with Ti811 body achieve the most stable, highest ever ball speeds from a Mizuno fairway wood.

MARAGING STEEL FACE 5 AND 7 WOOD: Significantly more compact (than the 3 wood), for use from the fairways, construction reverts to a high ball speed Maraging MAS1C steel face.

ENGINEERED FOR 'SOLID' FEEL: Mizuno's Harmonic Impact Research identifies and isolates vibration patterns that elite players associate with a preferred 'solid' feel. Knowledge of exact, preferred vibrations allows Mizuno to build sound into the design.

OPTIMIZED WAVE SOLE: Fairway specific design helps create higher ball speeds from low on the face – suited to strikes directly from the turf.

ST-X

WHERE STABILITY MEETS SPEED

ST-X 220 HYBRID

A confidence inspiring hybrid – engineered to produce a higher, draw biased flight. The ST-X hybrids are suited for moderate swing speed players who need elevated launch to reach both their optimal distance and controlled landing angles.



The ST-X is a great hybrid option for players with moderate ball speeds. With the new thinner face and internal weighting it's a nice alternative that will suit a lot of amateur golfers.

Chris Voshall, Product Manager



ST-X HYBRID SPECIFICATION

	ST-X 220 4U	ST-X 220 5U	ST-X 220 6U
Loft	20°	23°	26°
Lie	59°	59.5°	60°
Length	40.25"	39.75"	39.25"

Dexterity: RH only



HIGH DRAW FLIGHT BIAS: Mizuno's X-Axis design – ultra light waffle crown, with deep internal weighting, encourages a high draw biased flight.

HIGH BALL SPEED MASIC FACE: At 1.8mm Mizuno's thinnest hybrid face to date – with the highest recorded ball speeds from centre strikes (compare to previous ST-X and CLK).

OPTIMIZED WAVE SOLE: Hybrid specific design helps create higher ball speeds from low on the face – suited to strikes directly from the turf.

ENGINEERED FOR 'SOLID' FEEL: Mizuno's Harmonic Impact Research identifies and isolates vibration patterns that elite players associate with a preferred 'solid' feel. Knowledge of exact, preferred vibrations allows Mizuno to build sound into the design.

JPX

THE PRECISION HYBRID

FLI-HI

Build your most forgiving, high flying iron set of all time – with the latest JPX Fli-Hi. Using the JPX Fli-Hi you can replace your strongest lofted irons for more practical distance gaps at the longer end of the set. Weight is located internally on the back side to encourage a draw bias in addition to higher launch. The JPX Fli-Hi can be included within a custom iron set, with the same shafts.



We see a lot of players with moderate swing speeds who hit many of their longer irons the same distance – they just don't have the clubhead speed or consistency of strike to launch the stronger lofted clubs. The JPX Fli-Hi is designed to give those players more practical distance gaps and consistency of flight.

Chris Voshall, Director of Product



JPX FLI- HI SPECIFICATION

Loft	20°	23°	26°	29°
Lie	59.25°	60°	60.75°	61.5°
Length	39.75"	39"	38.25"	37.5"

Dexterity: RH Only



FAIRWAY WOOD TO HYBRID PROFILE: Ensures that the stronger lofted hybrids are useful tools, not just along for the ride.

HIGH DRAW BIAS: New internal weighting specifically adds spin to the lower stronger lofts.

17-4 STAINLESS STEEL FACE AND 431 SS BODY: Allows for a high energy club face as well as a soft bendable softer hosel for custom adjustments.

CONSISTENT BALLS SPEEDS: A re-engineered Wave Sole expands the CORAREA, especially lower on the face.

PRACTICAL DISTANCE GAPS: Combination of better loft gaps, shaft length, and head design means that every loft delivers a different outcome.

JPX 923 TOUR

LAYERS OF FEEL

Consistently Mizuno's most-played iron model in professional golf and still one-piece Grain Flow Forged in Hiroshima Japan, the JPX923 Tour adds a copper underlay for an even smoother sensation at impact. The JPX923 Tour also presents a narrower top line and sole in tandem with more rounded trailing edge for cleaner turf interaction. Player enhancements made possible through the introduction of Mizuno's new 'V-Chassis'.



Prior to the new V-Chassis, we needed a slightly thicker topline to pinpoint the vibration patterns that tour players identify with solid feel. Now we have this incredible feel with immaculate head shape and turf interaction.

Chris Voshall, Product Manager



JPX 923 TOUR SPECIFICATION

	#4	#5	#6	#7	#8	#9	PW*	GW*
Loft	24°	27°	30°	34°	38°	42°	46°	51°
Lie	60°	60.5°	61°	61.5°	62°	62.5°	63°	63°
Length	38.5"	38"	37.5"	37"	36.5"	36"	35.5"	35.25"

Dexterity: RH Only. 4-GW



FORGED IN HIROSHIMA JAPAN: One-piece Grain Flow Forged HD from 1025E Pure Select mild carbon steel at Mizuno's iconic facility in Hiroshima, Japan – where Mizuno irons have been produced since 1968.

SOFT COPPER UNDERLAY: A microlayer of copper between the base Nickel and outer Chrome for legendary feel. Made famous in the iconic TN87.

NEW V-CHASSIS ENABLES A THINNER TOPLINE: Engineered via Mizuno's 'Harmonic Impact Technology' project to create 'muscleback' type vibrations and feel from a cavity design. Prior models required a slightly thicker topline to maintain feel.

CLEANER TURF INTERACTION: A generously rolled trailing edge enables versatility and immaculate turf interaction.

REFINED SCORING IRONS: Noticeably shorter blade length and more compact from 6 iron to GW for precision where most needed.

WHITE-SATIN BRUSH: Non reflective, Chrome plated finish to reduce bright light glare.

JPX 923 FORGED

SOLID FEEL. REAL SPEED.

A mid-sized, full body Grain Flow Forged iron delivering a perfect balance of ball speed, stability, and feel. Our 3rd generation of Chromoly Forging (4-7 iron) incorporates a milling slot that extends wider to heel and toe. Paired with an even thinner clubface it creates our highest one-piece forged ball speeds from an even greater portion of the clubface. The irons showcase a thinner top line throughout, plus compact scoring irons (8-GW) and bevelled sole for improved turf interaction.



The JPX923 Forged is made from a single billet of 4120 Chromoly – then back milled. Avoiding significant welding and the new V-Chassis helped us to make the JPX923 Forged feel more solid, even though the face is thinner.

David Llewellyn – R&D Director



JPX 923 FORGED SPECIFICATION

	#4	#5	#6	#7	#8	#9	PW*	GW*
Loft	21°	24°	27°	30°	34°	39°	44°	49°
Lie	60°	60.5°	61°	61.5°	62°	62.5°	63°	63°
Length	38.5"	38"	37.5"	37"	36.5"	36"	35.5"	35.25"

Dexterity: RH & LH. 4-GW



FORGED IN HIROSHIMA JAPAN: Grain Flow Forged for our unique, soft feel at Mizuno's legendary facility in Hiroshima, Japan – where Mizuno irons have been produced since 1968.

NEW V-CHASSIS FOR THINNER TOPLINE: Engineered via Mizuno's 'Harmonic Impact Technology' project to create a dense, more satisfying feel at impact. Prior models required a slightly thicker topline to maintain feel.

3RD GEN FORGED CHROMOLY WITH WIDER MICROSLOT (4-7 IRON): Forged from a single billet of 4120 Chromoly and back milled from heel to toe, creates extreme ball speeds from a compact workable profile. Face thickness is now reduced to just 2.2 mm behind impact (vs 2.6mm JPX921 Forged).

1025E PURE SELECT MILD CARBON STEEL 8-GW: For ultimate precision, and control, and feel in the scoring zone.

MORE BEVELLED TRAIL EDGE: Additional bevelling to the trailing edge for immaculate turf interaction.

REFINED SCORING IRONS: Noticeably shorter blade length and more compact from 7 iron to GW – for precision where most needed.

OUR FASTEST FLYING, FAST STOPPING IRONS.

Introducing Nickel Chromoly – A new material with so much additional ball speed, our engineers switched their focus to feel and stopping power. At 35% stronger than our original Hot Metal material, 4335 Nickel Chromoly enables a high-energy 8% thinner clubface. Combined with Mizuno's vibration controlling V-Chassis and deep CG design, the JPX923 Hot Metal irons are as enjoyable and controllable as they are long.



As we get thinner and thinner on the clubface to enhance ball speed – the next challenge becomes sound and feel. The new V-Chassis reinforces the clubhead in a different way – that gives the extra performance hand in hand with improved feedback

Chris Voshall, Product Manager



JPX 923 HOT METAL SPECIFICATION

	#4	#5	#6	#7	#8	#9	PW	GW	ADDITIONAL WEDGES	
									SW	LW
Loft	19°	22°	25°	28.5°	33°	37.5°	42.5°	48°	54°	60°
Lie	60°	60.5°	61°	61.5°	62°	62.5°	63°	63°	63°	63°
Length	38.5"	38"	37.5"	37"	36.5"	36"	35.5"	35.25"	35.25"	35.25"

Dexterity: RH & LH



FASTER NICKEL CHROMOLY: New 4335 Nickel Chromoly is 35% stronger than our original Chromoly, for an 8% thinner, high ball speed clubface.

V-CHASSIS FOR MORE SOLID FEEL: Mizuno's new V-Chassis delivers a more solid satisfying vibration pattern, even though the clubface is 8% thinner.

INCREASED STOPPING POWER: Seamless cup face construction delivers the deep centre of gravity needed for a high launch and controllable landing angle.

CONSISTENT BALL SPEEDS ACROSS THE FACE: The thinnest part of the sole is extended 18% wider, creating a wider high-energy area.

THREE FITTING OPTIONS – HM PRO, HM AND HM HL: 50,000 real golf swings recorded via Mizuno's Swing DNA system every year highlighted the need for variable launch options.

WHITE-SATIN BRUSH: Non-reflective, Chrome plated finish to reduce bright light glare.

PLAYERS SPEED CAVITY

Introducing Nickel Chromoly – A new material with so much additional ball speed, our engineers switched their focus to feel and stopping power. At 35% stronger than our original Hot Metal material, 4335 Nickel Chromoly enables a high-energy 8% thinner clubface. Combined with Mizuno's vibration controlling V-Chassis and deep CG design, the JPX923 Hot Metal irons are as enjoyable and controllable as they are long. Compact, with minimal offset for confident ball-strikers seeking maximum ball speed.



JPX 923 HOT METAL PRO SPECIFICATION

	#4	#5	#6	#7	#8	#9	PW
Loft	19°	22°	25°	28.5°	33°	37.5°	42.5°
Lie	60°	60.5°	61°	61.5°	62°	62.5°	63°
Length	38.5"	38"	37.5"	37"	36.5"	36"	35.5"

Dexterity: RH & LH



FASTER NICKEL CHROMOLY: New 4335 Nickel Chromoly is 35% stronger than our original Chromoly, for an 8% thinner, high ball speed clubface.

V-CHASSIS FOR MORE SOLID FEEL: Mizuno's new V-Chassis delivers a more solid satisfying vibration pattern, even though the clubface is 8% thinner.

INCREASED STOPPING POWER: Seamless cup face construction delivers the deep centre of gravity needed for a high launch and controllable landing angle.

CONSISTENT BALL SPEEDS ACROSS THE FACE: The thinnest part of the sole is extended 18% wider, creating a wider high-energy area.

WHITE-SATIN BRUSH: Non-reflective, Chrome plated finish to reduce bright light glare.

HIGH LAUNCH SPEED CAVITY

Introducing Nickel Chromoly – A new material with so much additional ball speed, our engineers switched their focus to feel and stopping power. At 35% stronger than our original Hot Metal material, 4335 Nickel Chromoly enables a high-energy 8% thinner clubface. Combined with Mizuno's vibration controlling V-Chassis and deep CG design, the JPX923 Hot Metal irons are as enjoyable and controllable as they are long. A higher launching option for players with moderate swing speeds or aggressive shaft lean.



There are so many different kinds of players looking for increased ball speed from their irons, we needed more options for them at a fitting level. The custom studios use shaft selection incredibly well to help with launch angle or slower swing speeds, but the JPX923 Hot Metal HL gives them a great new tool to work with.

Chris Voshall, Director of Product



JPX 923 HOT METAL HIGH LAUNCH SPECIFICATION

	#5	#6	#7	#8	#9	PW	GW	SW
Loft	25°	28°	31°	35°	40°	45°	50°	55°
Lie	60.5°	61°	61.5°	62°	62.5°	63°	63°	63°
Length	38"	37.5"	37"	36.5"	36"	35.5"	35.25"	35.25"

Dexterity: RH Only



FASTER NICKEL CHROMOLY: New 4335 Nickel Chromoly is 35% stronger than our original Chromoly, for an 8% thinner, high ball speed clubface.

V-CHASSIS FOR MORE SOLID FEEL: Mizuno's new V-Chassis delivers a more solid satisfying vibration pattern, even though the clubface is 8% thinner.

INCREASED STOPPING POWER: Seamless cup face construction delivers the deep centre of gravity needed for a high launch and controllable landing angle.

CONSISTENT BALL SPEEDS ACROSS THE FACE: The thinnest part of the sole is extended 18% wider, creating a wider high-energy area.

WHITE-SATIN BRUSH: Non-reflective, Chrome plated finish to reduce bright light glare.

Mizuno Pro

THE ULTIMATE MUSCLEBACK

221

Inspired by the iconic blades of Mizuno past – evolved to be more playable through incremental refinements in shape and weight placement. Bevelled for the appearance of a shorter face profile and narrower top line – without loss of mass in the upper blade. With dramatically more compact scoring irons than its predecessors. Grain Flow Forged in Hiroshima, Japan, with a soft copper underlay for a uniquely satisfying Mizuno sensation at impact.



We're obviously working in small increments on a Mizuno muscleback – we have to dig quite deep to get any negative feedback. The copper underlay and Grain Flow forging was such a great foundation on the MP-20. Players with a good eye will enjoy the subtle shape changes through the set – especially the 8, 9, PW.

David Llewellyn, Director of R&D



MIZUNO PRO 221 SPECIFICATION

	#3	#4	#5	#6	#7	#8	#9	#PW
Loft	21°	24°	27°	30°	34°	38°	42°	46°
Lie	59.5°	60°	60.5°	61°	61.5°	62°	62.5°	63°
Length	39"	38.5"	38"	37.5"	37"	36.5"	36"	35.5"

Dexterity: RH only



FORGED IN HIROSHIMA JAPAN: One-piece Grain Flow Forged HD from 1025E Pure Select mild carbon steel at Mizuno's iconic facility in Hiroshima, Japan – where Mizuno irons have been produced since 1968.

SOFT COPPER UNDERLAY: A microlayer of copper beneath Nickel Chrome – for the purest, softest feel made famous in the legendary TN87. Reintroduced in 2019.

THICKER BEHIND IMPACT: Mass relocated from the heel area to muscle pad produces a slightly muted sound preferred in our 'blind' tour tests.

SHORTER & MORE COMPACT APPEARANCE: Shrewdly bevelled to deliver the appearance of a thinner top edge and shorter head length – without loss of playability.

CONTROLLED SHOT SHAPING: Mizuno's shortest CG / shaft axis is consistent from 3-PW, allowing controlled fades and draw feels right through the set.

NOTICEABLY SMALLER SHORT IRONS: Following feedback from the tour, 8-PW are dramatically reduced in size – with a heavily taped upper blade to control trajectory.



Mizuno Pro

ELITE PLAYERS CAVITY

223

Everything tour players need to compete on extended, more demanding layouts - but never thought to ask for. The Mizuno Pro 223 conceals a ball speed-enhancing construction within the frame of a compact players cavity. A completely new technology platform from 4-7 iron combining Mizuno's tested Chromoly Forging and Flow Micro-Slot Grain Flow Forged in Hiroshima Japan with a soft copper underlay and uniquely satisfying Mizuno sensation at impact.



The good way to look at the new Mizuno Pro 223 is that we shrunk the HMB technology platform to the profile of one of our small player's cavities – comparable to the MP-62, MP-64 or MP-18Ssc

David Llewellyn, Director of R&D



MIZUNO PRO 223 SPECIFICATION

	#4	#5	#6	#7	#8	#9	#PW	#GW
Loft	22°	25°	28°	32°	36°	41°	46°	51°
Lie	60°	60.5°	61°	61.5°	62°	62.5°	63°	63°
Length	38.5"	38"	37.5"	37"	36.5"	36"	35.5"	35.25"

Dexterity: RH and LH



FORGED IN HIROSHIMA JAPAN: One-piece Grain Flow Forged HD at Mizuno's iconic facility in Hiroshima, Japan – where Mizuno irons have been produced since 1968.

SOFT COPPER UNDERLAY: A microlayer of copper beneath Nickel Chrome – for the purest, softest feel made famous in the legendary TN87. Reintroduced in 2018.

FORGED CHROMOLY WITH FLOW MICROSLOT (4-7 IRON): A completely new technology for extreme ball speeds from a small tour-ready profile - delivers a face thickness of just 2.4mm (vs 2.6mm JPX921 Forged).

1025E PURE SELECT MILD CARBON STEEL 8-PW: For ultimate precision and control where it's most needed – the same construction as the Mizuno Pro 221.

BUILT FOR DISTANCE. SIZED FOR TOUR: The Mizuno Pro 223 was sized to get into the hands of tour players – where looks are the first barrier. The Mizuno Pro 223 is smaller than its predecessor, the MP-20 MMC – most noticeably in the scoring irons.

PRECISELY BEVELLED BACK EDGE: To accommodate the micro slot but still provide an authentic tour accepted sole – the back edge is heavily bevelled.

Mizuno Pro

HOT METAL BLADE DESIGN

225

The 2ND GEN of Mizuno's staggering Hot Metal Blade – and the most playable of the Mizuno Pro series. More compact than the original with a revised CORTECH multi-thickness face for even quicker ball speeds. Equally effective as a long / mid-iron alternative for elite players or a complete set for low to mid handicaps. Grain Flow Forged in Hiroshima, Japan, with a soft copper underlay for a uniquely satisfying Mizuno sensation at impact.



The original Hot Metal Blade was an extension of our hybrid iron technology into a full bladed look set. The new Mizuno Pro 225 pushes the profile and size deeper in the realms of the tour – but commits more fully to the pursuit of ball speed.

David Llewellyn, Director of R&D



MIZUNO PRO 225 SPECIFICATION

	#2	#3	#4	#5	#6	#7	#8	#9	PW	GW
Loft	16.5°	19°	21.5°	24°	27°	30°	34°	39°	44°	49°
Lie	59°	59.5°	60°	60.5°	61°	61.5°	62°	62.5°	63°	63°
Length	39.5"	39"	38.5"	38"	37.5"	37"	36.5"	36"	35.5"	35.25"

Dexterity: RH only



FORGED IN HIROSHIMA JAPAN: Grain Flow face and neck from Mizuno's iconic facility in Hiroshima, Japan – where Mizuno irons have been produced since 1968.

SOFT COPPER UNDERLAY: A microlayer of copper beneath Nickel Chrome – for the purest, softest feel made famous in the legendary TN87. Reintroduced in 2018.

HOT METAL BLADE DESIGN: Grain Flow Forged 4135 Chromoly Face & Neck (2-8 iron) – consistently 0.2mm thinner across the face. Combined with COR Forged Hollow Body 28.5g Tungsten weight (2-7 iron) to produce a higher, more stable flight and enhanced ball speeds.

1025E PURE SELECT MILD CARBON STEEL 9-PW: With stabilising 431 steel back weight for precision and more penetrating flight in the scoring irons.

A BLADE FROM EVERY ANGLE: The Mizuno Pro 225 packs its high launching performance within a genuine blade looking profile – at address as well as the bag. Even more compact through the set than the original HMB. Especially noticeable in the mid & short irons.

Mizuno Pro

THE AUTHENTIC DRIVING IRON

FLI-HI

A long iron replacement with a priority on ball speed – the Mizuno Pro Fli-Hi is designed to be played with a hybrid shaft. Relieved of the constraints needed to flow through a complete set, the Mizuno Pro Fli-Hi has a longer head length, a little extra offset and a wider sole than the Mizuno Pro 225 long irons. With Mizuno's first ever Maraging MAS1C face in an iron – for vastly increased ball speeds.



Over the last couple of seasons we've noticed that there are 2 types of tour player – those who predominantly use their long iron hybrids into greens and others who use them to hit more fairways. With both the Mizuno Pro 225 and Fli-Hi, as we've got options for both – or changing demands they might encounter at different types of courses.

Jeff Cook – PGA Tour Manager, Mizuno.



MIZUNO PRO FLI-HI SPECIFICATION

	Fli-Hi 2	Fli-Hi 3	Fli-Hi 4
Loft	16.5°	19°	21.5°
Lie	59°	59.5°	60°
Length	39.75" Graphite	39.25" Graphite	38.75" Graphite
Dexterity: RH only			



1ST MAS1C STEEL FACE IN AN IRON: For the first time ever, we used the high ball speed face material generally reserved for our fairway woods in a Mizuno iron.

COMPLEX CONSTRUCTION FOR A HIGH, STABLE FLIGHT: Combining a bendable 431SS body, MAS1C face and 21g Tungsten weight – dedicated to producing a consistent, reliable flight.

H.I.T FOR SOUND: With such a complex construction, Mizuno's modelling of vibration (Harmonic Impact Technology) was vital in designing a satisfying sound from the conception.

BLACKOUT / LIGHTS OUT: Turn the lights out on the competition with a fully blacked out ION plating.

S23

ENGINEERED FOR SPIN

Comprehensively engineered for extreme backspin - the S23 combines the precision and playing profile of a player's bladed wedge with the aggressive performance of a toe-weighted design. A shorter hosel and heel-orientated cavity allow greater mass pushed towards the toe and a centred sweet spot (located heel-side in conventional wedges). The centred sweet spot contributes to longer impact time, less head deflection and higher spin from both full and partial shots. Delivered with the unmistakable feel of a Mizuno one-piece Grain Flow Forging.



S-GRIND

Minimal sole grind for fuller shots and lower lofts

D-GRIND

Moderate heel and toe relief. Allows gentle manipulation of the clubface

C-GRIND

Heavy heel and toe relief. For skilled players and firmer conditions

X-GRIND

Extreme relief from the heel, toe and trailing edge. For short game artists



The S23 is one of those surprise products that wasn't meant for the tour - but breaks its own way through. Take away the absolute world-class short game players, and we're left with many pros who get better spin control from the centralised sweet spot.

Jeff Cook - PGA Tour Manager, Mizuno.

S23 S-GRIND

Loft	44°	45°	46°	47°	48°	49°	50°	51°	52°	53°	54°	55°	56°	57°	58°
Bounce	6	7	8	9	10	7	8	9	10	11	10	11	12	13	14
Lie	63°	63°	63°	63°	63°	63°	63°	63°	63°	63°	63°	63°	63°	63°	63°
Length	35.5"	35.5"	35.5"	35.5"	35.5"	35.25"	35.25"	35.25"	35.25"	35.25"	35.25"	35.25"	35.25"	35.25"	35.25"

S23 D-GRIND

Loft	54°	55°	56°	57°	58°
Bounce	8	9	10	11	12
Lie	63°	63°	63°	63°	63°
Length	35.25"	35.25"	35.25"	35.25"	35.25"

S23 C-GRIND

Loft	56°	57°	58°	59°	60°
Bounce	6	7	8	9	10
Lie	63°	63°	63°	63°	63°
Length	35.25"	35.25"	35.25"	35.25"	35.25"

S23 X-GRIND

Loft	58°	59°	60°	61°	62°
Bounce	4	5	6	7	8
Lie	63°	63°	63°	63°	63°
Length	35.25"	35.25"	35.25"	35.25"	35.25"

FORGED IN HIROSHIMA JAPAN: One-piece Grain Flow Forged HD at Mizuno's iconic facility in Hiroshima Japan - where Mizuno irons have been produced since 1968.

SPIN CENTRAL: Weight pushed to the toe delivers a more centred sweet spot, more consistent strike and reliable high-spin numbers.

TOUR-READY DESIGN: The S23's partial heel-cavity and short hosel, centralises the sweet spot, whilst maintaining a players preferred versatile look at address.

LOFT SPECIFIC PROFILE: Stronger lofts feature a tear-drop straight edge. Flowing gently into a more rounded lob wedge - with grinds to suit.

WET WEATHER PERFORMANCE: Mizuno's HydroFlow Micro Grooves are Laser etched to release moisture and reduce spin drop off.

PRECISE GROOVES THAT LAST LONGER: Quad Cut Milled and loft specific - cut into Boron infused 1025 mild carbon steel for a longer effective lifespan.

WHITE SATIN BRUSH CHROME OR COPPER COBALT: Two durable finishes to purely suit your visual preference.

T22

ONE-PIECE GRAIN FLOW FORGED WITH COPPER

More than fifty years of refining our Grain Flow Forging process in Hiroshima, Japan – ensure that Mizuno wedges are unrivalled for touch and feel around the green. Played by one of the greatest short-game players of any generation - Luke Donald. Now with an additional soft feel copper underlay and the option of 3 unique finishes.



A 2nd season finish for the T22 wedges – the return of our iconic Blue IP plating. Softer than standard chrome, with copper underlay beneath. A staggering feel and appearance.



S-GRIND

Minimal sole grind for fuller shots and lower lofts

D-GRIND

Moderate heel and toe relief. Allows gentle manipulation of the clubface

C-GRIND

Heavy heel and toe relief. For skilled players and firmer conditions

X-GRIND

Extreme relief from the heel, toe and trailing edge. For short game artists

“If I was only allowed to take three Grain Flow Forged clubs out on the course – they would all be wedges. With irons, the extra feel of a forging makes the game more enjoyable. But with wedges, it’s essential.”

Chris Voshall, Product Manager.

T22 S-GRIND

Loft	45°	46°	47°	48°	49°	50°	51°	52°	53°	54°	55°	56°	57°	58°
Bounce	5	6	7	8	6	7	8	9	10	12	13	14	15	16
Lie	63°	63°	63°	63°	63°	63°	63°	63°	63°	63°	63°	63°	63°	63°
Length	35.5"	35.5"	35.5"	35.5"	35.25"	35.25"	35.25"	35.25"	35.25"	35.25"	35.25"	35.25"	35.25"	35.25"

T22 D-GRIND

Loft	54°	55°	56°	57°	58°
Bounce	8	9	10	11	12
Lie	63°	63°	63°	63°	63°
Length	35.25"	35.25"	35.25"	35.25"	35.25"

T22 C-GRIND

Loft	56°	57°	58°	59°	60°
Bounce	6	7	8	9	10
Lie	63°	63°	63°	63°	63°
Length	35.25"	35.25"	35.25"	35.25"	35.25"

T22 X-GRIND

Loft	58°	59°	60°	61°	62°
Bounce	4	5	6	7	8
Lie	63°	63°	63°	63°	63°
Length	35.25"	35.25"	35.25"	35.25"	35.25"

FORGED IN HIROSHIMA JAPAN: One-piece Grain Flow Forged HD Boron at Mizuno’s iconic facility in Hiroshima, Japan – where Mizuno irons have been produced since 1968.

SOFT COPPER UNDERLAY: A microlayer of copper beneath Nickel Chrome – for an extra millisecond of control at impact.

MODIFIED TEARDROP: A slightly more compact profile with an extensively bevelled top edge – creating the appearance of a thinner edge.

SPIN WEIGHTED BLADE DESIGN: By flaring or tapering the upper portion of the blade, the T22 creates a higher consistent spin and a more penetrating trajectory.

WET WEATHER PERFORMANCE: Mizuno’s HydroFlow Micro Grooves are Laser etched to release moisture and reduce spin drop off.

PRECISE GROOVES THAT LAST LONGER: Quad Cut Milled and loft specific – cut into Boron infused steel for a longer effective lifespan.

SATIN CHROME, DENIM COPPER OR RAW – Raw steel comes without soft copper underlay – but will rust over time for a look requested by many of our tour players.



MILLED AND FORGED PRECISION WITH INCREASED STABILITY

OMOI

Forged from premium 1025 carbon steel and CNC milled, using all the successful fundamentals of the original M-Craft range, the M-Craft OMOI putters feature a heavier head weight to increase MOI for improved stability. The OMOI works on a 'complete club' design philosophy – balancing the lightweight grip and shaft with a tour-preferred heavier head weight to significantly shift the CG and help control face rotation through the putting stroke. The second generation M-Craft putters offer increased stability while reducing the overall club weight for improved feel and feedback across the entire putter face. Available in three finishes, including the striking blacked-out look, with additional weight kit to enable fine tuning to a variety of putting conditions.



"Our testing showed that locating more of the overall club weight in the head provided more consistent face rotation through impact. We've added up to 28g depending on the model, without increasing size or losing the precise feel of the original M.CRAFT. Plus unlike most MOI orientated putters – the new OMOI also give incredible feedback off the face." **David Llewellyn / Director Of R&D**

OMOI PUTTERS



OMOI 01
Slant Neck Blade (60-degrees of toe hang)



OMOI 02
Plumber's Neck Blade (40-degree of toe hang) .



OMOI 03
Full Mallet (Face Balanced)

Dexterity: OMOI 02 available in LH



ABSOLUTE PRECISION: Forged and CNC Milled from 1025 mild carbon steel for incredible precision and feel. Deep face milling creates a softer feel and pure roll.

HEAVIER HEAD WEIGHT WITH DUAL WEIGHT PORTS: At a weighty 370 grams (#1, #2) and 383 grams (#3), OMOI putters offer increased MOI for added stability. An additional weight kit allows for greater fine-tuning of swing-weight, head-weight and COG. Weight kit includes two 3-gram weights, two 13-gram weights and tool (weights are interchangeable with the 8-gram fitted weights).

AVAILABLE IN THREE FINISHES: Pick your favourite head style, then choose from one of three stunning finishes. New Double Nickel, bold Blue ION or intense Black ION.

PREMIUM COMPONENTS: Each putter comes with a KBS Tour Black Ion plated shaft, Lamkin OMOI Sink Fit Pistol grip and upgraded blacked-out M Craft headcover.



MILLED AND FORGED PRECISION

The M.CRAFT line lives up to Mizuno's reputation for producing equipment of absolute precision and feedback. The original M.CRAFT I, II and III were introduced in 2020 with three more stable shapes added for 2021 – M.CRAFT IV, M.CRAFT V and M.CRAFT VI. Forged from premium 1025 mild carbon steel, then CNC milled to create the most precise shape and alignment. Available in three striking finishes with additional weight kit to adjust to a variety of putting conditions.



Finishes: Blue ION, Black ION, Classic White Satin



A great putter like the M.CRAFT is part engineering and part inspiration – just like a great putting stroke is part technique and part artistry. It's all about balance.

Chris Voshall, Product Manager



M• CRAFT 2021 EDITIONS



M.CRAFT IV
Slant neck deep square back. Moderate toe-hang, suited to a moderate putting arc.



M.CRAFT V
Slant neck toe-heel deep mallet. Maximum toe-hang to suit a strong arc.



M.CRAFT VI
Face-balanced wing mallet. Heavier at 371 grams for a straight back and through stroke.

Dexterity: RH only

M• CRAFT 2020 EDITIONS



M.CRAFT I
Square back with mid slant neck. With max toe-hang, suited to an exaggerated putting arc.



M.CRAFT II
Classic heel-toe with plumber's neck. With Mid toe-hang matching a moderate putting arc.



M.CRAFT III
Face Balanced mid-mallet. Stability for golfers with less putting arc.

Dexterity: RH only

ABSOLUTE PRECISION: Forged and CNC Milled from 1025 mild carbon steel for incredible precision and feel. Deep face milling creates a softer feel and pure roll.

HEAVYWEIGHT STABILITY: At a weighty 355 grams, M•CRAFT's head promotes a fluid, rhythmical putting stroke.

ADDITIONAL WEIGHT KIT: Includes two 3 gram weights, two 13 gram weights to be interchanged with the 8 gram fitted weights. Allowing the M.CRAFT to adjust to a variety of putting conditions.

WHITE SATIN, BLUE ION OR BLACK ION: Pick your favorite head style – then choose from one of three stunning finishes. Classic White Satin, bold Blue ION or intense Black ION.

PATCH M.CRAFT HEADCOVER: Premium quality in Mizuno's classic staff colours and emblazoned with the leather M•CRAFT mark.



Weight Kit

INTELLIGENT



FITTING

IRONS, DRIVERS, FAIRWAYS, HYBRIDS AND BALLS...FULL SET MAKE UP.

Ask your clubfitter to swing the Mizuno Shaft Optimizer.

TAKE 3 SWINGS

Using the shaft optimizer. Strain gauges within the shaft record how you move the shaft. Golfers are generally surprised how consistent their 'good' and 'bad' swings are. Variation in the result is nearly always down to inconsistency of strike.

PROFILE USING SWING DNA

The software will align your unique DNA with a map of custom shafts independently measured and assessed by Mizuno.

RANK EVERY SHAFT FOR SUITABILITY

Our Swing DNA software will rank every available iron shaft (based on their EI curves) as best to worst theoretical match against your swing profile. The new software shows every available shaft in order of suitability.

TEST THE RECOMMENDATIONS

Your Swing DNA shaft selection is based on science. After hitting the recommended options your fitter will be able to show you real world distances and dispersion. You may decide to promote a lower ranked shaft based on feel and sound. You may even prefer a non optimal flight that suits your eye. You make the final decision.

GOLF BALL AND DRIVER FITTING

The new ball fitting module unlocks previously unused data points collected by Mizuno's Shaft Optimizer to recommend either the RB Tour, RB Tour X or new RB566 balls. The capacity for driver shaft fitting will be the first of its kind, utilising bending profiles to create a swing match, as per Mizuno's renowned iron fitting.



THE MIZUNO SHAFT OPTIMIZER
WON'T PRE-JUDGE YOU



NO HANDICAP
OR GENDER BIAS



JUST THE BEST MATCHED
IRON SHAFT TO YOUR SWING

THE NEW

SHAFT OPTIMIZER 3D

WITH BUILT-IN GYRO FOR DIGITAL LIE ANGLE MEASUREMENT.
THE MOST ACCURATE FITTING EVER.

IRONS						
Manufacturer	Name	Steel/ Graphite	Flex	Weight	Trajectory	Upcharge
Aerotech	Steelfiber i110	Graphite	S	110g	Mid-High	Yes
Aerotech	Steelfiber i95	Graphite	S	95g	Mid-High	Yes
KBS	\$-Taper Black PVD	Steel	X	130g	Mid	
KBS	\$-Taper Chrome	Steel	X	130g	Mid	
KBS	\$-Taper Lite Black PVD	Steel	S	100g	Mid-High	
KBS	\$-Taper Lite Chrome	Steel	S	100g	Mid-High	
KBS	C-Taper	Steel	X	130g	Low-Mid	
KBS	C-Taper Lite	Steel	X	115g	Mid-High	
KBS	Tour	Steel	X	130g	Mid	
Nippon	N.S. Pro 950GH	Steel	S	98g	Mid-High	
Nippon	N.S. Pro 950GH NEO	Steel	S	98g	Mid-High	
Nippon	N.S. Pro Modus Tour 105	Steel	S	106.5g	Mid	
Nippon	N.S. Pro Modus Tour 115	Steel	X	119.5g	Mid	
Nippon	N.S. Pro Modus Tour 120	Steel	X	120g	Mid	
True Temper	Dynamic Gold	Steel	X100	130g	Low	
True Temper	Dynamic Gold 105	Steel	S300	103g	Mid-Low	
True Temper	Dynamic Gold 120	Steel	X100	120g	Low	
True Temper	Dynamic Gold Tour Issue	Steel	X100	130g	Low	Yes
True Temper	Project X	Steel	6.5	125g	Low	Yes
True Temper	Project X 10	Steel	6	120g	Low	
True Temper	Project X LS	Steel	6	120g	Low	
True Temper	Project X LZ	Steel	6.5	120g	Mid	
True Temper	Project X LZ Blackout	Steel	6	120g	Mid	
UST Mamiya	Recoil 95	Graphite	S	95g	Mid	
UST Mamiya	Recoil ESX	Graphite	R	95g	Mid	
		Graphite	440 F0-LL	48g	High	
		Graphite	450 F1-L	52g	High	
		Graphite	460 F2-A	59g	High	
		Graphite	460 F3-Reg	64g	High	

WEDGES						
Manufacturer	Name	Steel/ Graphite	Flex	Weight	Trajectory	Upcharge
KBS	Hi Rev 2.0	Steel	S	125g	Mid	
KBS	Hi Rev 2.0 Black PVD	Steel	Wedge	115g	Mid	
Nippon	N.S. Pro Modus Tour 105	Steel	Wedge	111g	Mid	
Nippon	N.S. Pro Modus Tour 125	Steel	Wedge	133g	Mid	
True Temper	Dynamic Gold	Steel	Wedge	130g	Mid	
True Temper	Dynamic Gold Tour Issue	Steel	S400	132g	Low	

WOODS						
Manufacturer	Name	Steel/ Graphite	Flex	Weight	Trajectory	Upcharge
Aldila	Ascent Red 50	Graphite	S	58g	Mid	
Aldila	Ascent Red 60	Graphite	R	54g	Mid	
Aldila	Ascent Red 60	Graphite	X	68g	Mid	
Aldila	Ascent Ultralite 40	Graphite	S	65g	Mid	
Aldila	Ascent Ultralite 40	Graphite	R	47g	High	
Fujikura	Motore X F3 5	Graphite	R2	44g	High	
Fujikura	Motore X F3 5	Graphite	S	59g	Mid	
Fujikura	Motore X F3 6	Graphite	R	58g	Mid	
Fujikura	Motore X F3 6	Graphite	R2	57g	Mid	
Fujikura	Motore X F3 6	Graphite	X	69g	Mid	
Fujikura	Motore X F3 6	Graphite	S	68g	Mid	
Fujikura	Motore X F3 7	Graphite	R	67g	Mid	
Fujikura	Motore X F3 7	Graphite	X	77g	Mid	
Fujikura	Motore X F3 7	Graphite	S	76g	Mid	
Mitsubishi Chemical	Tensei AV RAW Blue 55	Graphite	R	57g	Mid	
Mitsubishi Chemical	Tensei AV RAW Blue 65	Graphite	S	67g	Mid	
Mitsubishi Chemical	Tensei AV RAW Blue 65	Graphite	R	65g	Mid	
Mitsubishi Chemical	Tensei AV RAW Blue 75	Graphite	X	78g	Mid	
Mitsubishi Chemical	Tensei AV RAW Blue 75	Graphite	S	77g	Mid	
Mitsubishi Chemical	Kai'Li Blue 70	Graphite	X	74g	Mid	
Mitsubishi Chemical	Kai'Li Blue 70	Graphite	S	72g	Mid	
Mitsubishi Chemical	Kai'Li Blue 60	Graphite	X	68.5g	Mid	
Mitsubishi Chemical	Kai'Li Blue 60	Graphite	S	66.5g	Mid	
Mitsubishi Chemical	Kai'Li Blue 60	Graphite	R	64.5g	Mid	
Mitsubishi Chemical	Kai'Li Blue 50	Graphite	S	57g	Mid-High	
Mitsubishi Chemical	Kai'Li Blue 50	Graphite	R	55g	Mid-High	
Project X	EvenFlow Riptide CB 40	Graphite	5	45g	High	
Project X	EvenFlow Riptide CB 50	Graphite	6	55g	High	
Project X	EvenFlow Riptide CB 50	Graphite	5.5	54g	High	
Project X	EvenFlow Riptide CB 50	Graphite	5	52g	High	



























*Custom components are subject to availability

WOODS						
Manufacturer	Name	Steel/ Graphite	Flex	Weight	Trajectory	Upcharge
Project X	EvenFlow Riptide CB 60	Graphite	6.5	62g	High	
		Graphite	6	62g	High	
		Graphite	5.5	62g	High	
Project X	HZRDUS Smoke Black RDX 60	Graphite	6.5	59g	Low	
		Graphite	6	58g	Low	
		Graphite	5.5	58g	Low	
Project X	HZRDUS Smoke Black RDX 70	Graphite	6.5	69g	Low	
		Graphite	6	67g	Low	
		Graphite	6	64g	Low	
Project X	HZRDUS Smoke Blue RDX 60	Graphite	6.5	64g	Low	
		Graphite	6	64g	Low	
		Graphite	5.5	64g	Mid	
Project X	HZRDUS Smoke Blue RDX 70	Graphite	6.5	75g	Low	
		Graphite	6	75g	Low	
		Graphite	6	72g	Low	
Project X	HZRDUS Smoke Green RDX 70	Graphite	6.5	72g	Low	
		Graphite	6	72g	Low	
Project X	HZRDUS Smoke Green RDX 60	Graphite	6.5	61g	Low	
		Graphite	6	61g	Low	
		Graphite	F4-S	66g	Mid	
UST	LIN-Q M40X Red 60	Graphite	F3-R	66g	Mid	
UST	LIN-Q M40X Red 50	Graphite	F4-S	58g	Mid-High	
		Graphite	F3-R	57g	Mid-High	
UST	HeLIUM NanoCore 40	Graphite	F1-L	43g	High	
		Graphite	F2	45g	High	

*Custom components are subject to availability

HYBRIDS						
Manufacturer	Name	Steel/ Graphite	Flex	Weight	Trajectory	Upcharge
Aldila	Ascent Ultralite 50	Graphite	R2	54g	High	
		Graphite	R	55g	High	
		Graphite	S	59g	High	
Fujikura	Speeder EVO 75 HB	Graphite	S	77g	Low	
		Graphite	R	76g	Low	
		Graphite	X	88g	Low	
Fujikura	Speeder EVO 85 HB	Graphite	S	86g	Low	
		Graphite	X	97g	Low	
Fujikura	Speeder EVO 95 HB	Graphite	L	50g	High	
		Graphite	R2	60g	High	
		Graphite	6.5	105g	Low	
Project X	HZRDUS Smoke RDX Black 100	Graphite	6.5	83g	Mid/Low	
Project X	HZRDUS Smoke RDX Black 80	Graphite	6	81g	Mid	
		Graphite	5.5	80g	Mid/High	
Project X	HZRDUS Smoke RDX Black 90	Graphite	6.5	92g	Low	
		Graphite	6	92g	Low	
Project X	U	Steel	6.5	110g	Mid/Low	
		Steel	6	110g	Mid	
		Steel	5.5	105g	Mid/High	
UST	HeLIUM NanoCore 50	Graphite	F1-L	53g	High	
UST	HeLIUM NanoCore 60	Graphite	F2	59g	High	
UST	Lin-Q Blue 75	Graphite	F5-X	78g	Mid	
		Graphite	F4-S	76g	Mid	
		Graphite	F3-R	73g	Mid-High	
		Graphite	F2-A	70g	Mid-High	

*Custom components are subject to availability

Name	Gender	Brand	Info		
CP2 Wrap	Mens	Golf Pride	60 Round, 60 Midsize, 60 Jumbo, 58 Undersize		FOC
MCC Blue-White	Mens	Golf Pride	60 Round		FOC
MCC Black-Grey	Mens	Golf Pride	60 Round		FOC
MCC ALIGN	Mens	Golf Pride	60 Ribbed		FOC
MCC Plus 4 ALIGN	Mens	Golf Pride	60 Round		FOC
MCC Plus 4 Grey	Mens	Golf Pride	60 Round, 60 Midsize		FOC
MCC Plus4 Blue	Mens	Golf Pride	60 Round		FOC
MCC White	Mens	Golf Pride	60 Midsize, 60 Round		FOC
Tour Velvet	Mens	Golf Pride	60 Round Midsize, 60 Round Jumbo		FOC
Tour Velvet ALIGN	Mens	Golf Pride	60 Ribbed		FOC
Tour Velvet Plus 4	Mens	Golf Pride	60 Round, 60 Midsize		FOC
Tour Wrap Black	Mens	Golf Pride	60 Round, 60 Midsize		FOC
Tour Wrap White	Mens	Golf Pride	60 Round		FOC
Z Grip ALIGN	Mens	Golf Pride	60 Ribbed		FOC
Z Grip Cord	Mens	Golf Pride	60 Round		FOC
Mizuno J112	Mens	Golf Pride	61 Round		FOC
Tour Velvet Full Cord	Mens	Golf Pride	58 Round		FOC
MCC Blue	Mens	Golf Pride	60 Round		FOC
Crossline	Mens	Lamkin	58 Round		FOC
Sonar+ Wrap	Mens	Lamkin	60 Round, 60 Midsize		FOC
Sonar Tour	Mens	Lamkin	60 Round		FOC
ST+2 Hybrid	Mens	Lamkin	60 Round, 60 Midsize		FOC
ST Hybrid 360	Mens	Lamkin	60 Round		FOC
ST+2 Hybrid Calibrate	Mens	Lamkin	60 Ribbed, 60 Midsize Ribbed		FOC
Dri Tac Wrap	Ladies	Winn	59 Round		FOC
Dri-Tac Wrap	Mens	Winn	60 Round, 60 Midsize, 60 Oversize		FOC

LENGTHS / SWINGWEIGHTS

- For most iron models Mizuno offer lighter weight heads which can be used to keep the swing weight to a standard balance for club lengths up to +1/2" longer. Anything longer than that and the swing weight will increase above the recommended balance. (As a rough calculation, every extra 1/2" in length will increase the swingweight by 3 balance points).
- Irons can be built from 1" shorter than standard up to a maximum of 1 1/2" longer than standard.
- Woods can be built +/- 1" from standard length but the swingweight will increase by 3 points for every +1/2" and reduce by 3 points for every -1/2".

LOFT AND LIE ADJUSTMENT

- Mizuno irons can be adjusted to varying degrees depending on model and material type. In some cases, due to the softness of our forgings, "craftsman's" marks on the hosels may result from bending them to the required loft / lie.
- Any adjustment to loft will alter the bounce angle on the sole. Making the loft stronger will increase the offset and reduce the bounce angle.

For possible adjustments to particular models, please refer to the model page on the website.

- Iron lofts can be adjusted up to 2 degrees stronger than standard (note: making the loft stronger will increase the offset and reduce the bounce angle of the sole).
- No loft or lie adjustments can be made to drivers or fairway woods.

GRIP THICKNESS

- Grips can be thickened with up to 5 layers of tape (Tour Velvet Midsize is equivalent to about 5 tapes).

For any further advice please contact Mizuno.

RB TOUR RB TOUR X

450M19T12P / 450M19X12P

After 99 prototypes and the most exhaustive testing, we've put a Mizuno ball through, we created the perfect duo for our next generation of tour players. Both the RB Tour and RB Tour X feel sensationally soft at impact, as you would expect from Mizuno. Both lower spinning and efficient from the driver. With an AXIALFLOW dimple that creates a high launch from the driver (compared to other tour-type balls) and a flatter flight from the short irons (compared to other tour-type balls).



The ultimate difference with the new RB Tour has been the time spent working on the prototypes - 3 years of player, robot and greenside feedback across every possible performance attribute. Via parallel R&D teams - our original ball group in Japan, backed up by our unit in Atlanta US

David Llewellyn / Director of R&D



OUR MOST EXHAUSTIVELY TESTED BALLS EVER: Mizuno set 2 R&D teams the task of working in parallel for over three years to identify the ideal balance of construction, compression, dimple configuration and cover.

AXIALFLOW DIMPLE: On full shots, the new dimple generates a higher driver flight and flatter wedge flight, when compared to other tour-level balls.

SENSATIONALLY SOFT FEEL IS NOT EVERYTHING: A soft feel is always expected from Mizuno - but the new RB Tour cover was tested for over three years to ensure its durability is equally satisfying.

JUST 272 DIMPLES FOR A MORE DEFINED LOOK: A larger, more defined dimple creates a more precise outline and visual effect preferred by the majority of our testers.

CHOOSE RB TOUR X FOR LOW DRIVER SPIN AND RB TOUR FOR EVEN LOWER: Golf balls engineered for a new generation of faster clubhead speed players.

	RB TOUR	RB TOUR X	RB 566	RB 566V
Compression	V Soft	Soft	Soft	Soft
Trajectory	Mid	Mid/Low	Mid	Mid
Driver Spin	Low	Mid/Low	Low	Low
Greenside spin	High	High	Mid	Mid/High
Construction	3 piece	3 piece	2 piece	3 piece
Dimples	272	272	566 Micro dimple	566 D-dimple
Cover	Urethane	Urethane	Ionomer	Ionomer

RB 566

RB5661912P

BALANCED PERFORMANCE. Mizuno's softest compression ball matched with 566 micro-dimple design - engineered to delay the rate of descent past the apex of flight. Stable, mid trajectory with the driver and nimble around the greens.

LARGE SOFT COMPRESSION CORE: Combines impressive feel with a stable, straighter ball flight.

566 MICRO-DIMPLE DESIGN: Mizuno's additional micro-dimples become more effective as ball flight slows past apex.

SUITABLE FOR: Mid and slower swing speeds in warm, dry conditions. All speeds in colder or soft conditions.

IONOMER COVER: For a blend of greenside feel and all year round durability.



RB 566 V

566V1912P

BALANCED PERFORMANCE WITH VELOCITY CORE.

A soft compression, 3 piece construction for increased velocity at launch. With a unique 566 D-dimple design engineered to delay the rate of descent past the apex of flight. A slightly higher launch angle and nimble around the greens.

NEW HIGH ENERGY BUTADIENE CORE: New softer rubber core delivers incredible feel with improved ball speed.

566 D-DIMPLE DESIGN: Our next generation micro-dimples sit inside the larger dimples to function earlier in prolonging ball flight.

SUITABLE: A great all round golf ball for all conditions.

IONOMER COVER: For a blend of greenside feel and all year round durability.



We can now produce even softer compression balls that prolong their flight through aerodynamics. A softer core works to elevate trajectory and straighten flight - and now there's no trade off in distance.

Norikazu Ninomiya / Mizuno Japan



MIZUNO TOUR

G19TOURMLP / G19TOURMRP (Mens)
G19TOURLLP (Ladies)

An authentic, professional grade Cabretta leather glove for the ultimate touch and feel. Naturally supple with a finely buffed interior for a luxurious, long-lasting fit.

SPECIFICATION: Professional Grade - Product as supplied to Mizuno's Tour staff. Premium Cabretta leather - Naturally supple for a long-lasting fit. High breathability - Complete leather coverage assisted by air circulating punch holes.

SIZES (MENS): S, M, ML, L, XL

SIZES (LADIES LH ONLY): S, M, ML, L



White/Silver (Ladies)

White

MIZUNO ELITE

G19ELITMLP / G19ELITMRP

A soft Cabretta leather palm, supported by durable, breathable synthetic upper.

SPECIFICATION: Cabretta Leather - Supple leather palm for comfort and breathability. Premium Synthetic Upper - For long term fit and shape. Mizuno FlexMesh - Refined panelling for flexibility and breathability.

SIZES (MEN'S RH & LH): S, M, ML, L, XL



White

MIZUNO COMP

G19COMPMLP / G19COMPMRP (Mens)
G19COMPLLP / G19COMPLRP (Ladies)

All weather performance, long-lasting fit and leather palm patch for enhanced grip.

SPECIFICATION: Premium Synthetic Upper - For long term fit, shape and durability. Leather palm patch - For improved grip and durability. Mizuno FlexMesh - Refined panelling for flexibility and breathability.

SIZES (MEN'S RH & LH): S, M, ML, L, XL

SIZES (WOMEN'S): S, M, ML, L



Ladies (White)

White

Black

MIZUNO STRETCH GLOVE

G20STRCHMP (Mens)
G20STRCHLP (Ladies)

Stimulate your golf senses with a completely different connection to the golf club. The Mizuno stretch glove gives a high comfort, second skin fit - ensuring near zero movement against the hand. A silicon print palm and tack synthetic leather deliver a secure grip in all conditions.

SIZES (MEN'S): One size fits all

SIZES (WOMEN'S): One size fits all

MATERIALS: Nylon Knit 70%, Synthetic Leather 20% and Silicone 10%



White/Pink (Ladies)

White/Royal (Mens)



White (Ladies)

White/Blue (Ladies)

White/Navy (Ladies)

White/Black (Mens)

White/Navy (Mens)

Black (Mens)

MIZUNO RAINFIT

GRF17P3

Keeping our synthetic suede glove in the bag for a rainy day might be your best ever golfing decision. The wetter, the better for this secret weapon.

SPECIFICATION: Wet weather performance

SIZES (MEN'S): S, M, ML, L, XL

MATERIALS: 100% Synthetic Leather



MIZUNO THERMAGRIP

GTG17MP3 (Mens)
GTG17LP3 (Ladies)

For the very coldest days - with fleece lined cuff and brushed palm. Using Breath Thermo, Mizuno's remarkable warming fabric that converts trace body moisture into new heat. Sold in pairs.

SPECIFICATION: Breath Thermo heat generating performance

SIZES (MEN'S): S, M, ML, L, XL

SIZES (WOMEN'S): S, M, ML, L

MATERIALS: 100% Synthetic Leather



MIZUNO COMP TRIM POLO

52GAA001

A lightweight, smart polo with a classic, colour contrast look. Available in a variety of refreshing, summer-inspired colour options with a contrasting outer trim across the shoulders and upper back. The Comp Trim polo also features our Move Tech fabric designed for effortless range of movement.

SPECIFICATION: MoveTech 4 way stretch, Runbird of the chest & yoke, Soft/stretch fabric, Ribbed collar

SIZES: S, M, L, XL, XXL

MATERIALS: 100% Polyester



Dream Blue



Grey



Ice Green



Lilac Sachet



White



Black

MIZUNO ELITE PRINT POLO

52GAA003

Subtle yet striking, the Elite Print Polo features a unique rubberised, sublimated print on the upper right shoulder, contrasted with the exciting summer-inspired colour options. This eye-catching design is combined with our Move Tech technologies for maximum comfort and movement in all weather conditions.

SPECIFICATION: MoveTech 4 way stretch, Runbird of the chest & yoke, Soft/stretch fabric.

SIZES: S, M, L, XL, XXL

MATERIALS: 100% Polyester



White



Red



Dream Blue



Black



Deep Navy

MIZUNO ELITE BLOC POLO

52GAA006

Bold and practical, the Elite Bloc polo includes a modern, contrasting design with an athletic-inspired look. Featuring the iconic Mizuno Runbird on the chest, with a matching colour to the strong bloc print on the body.

SPECIFICATION: MoveTech 4 way stretch, Runbird of the chest & yoke, Lightweight & thin material, Stretch/soft material

SIZES: S, M, L, XL, XXL

MATERIALS: 100% Polyester



White



Ice Green



Dream Blue



Black



Red

'23 SPRING SUMMER COLLECTION

FRESH SUMMER VIBES

Keeping cool and casual. The Mizuno design team has served a modern, youthful collection with a refreshing summer vibe. A vibrant colour palette with floral and textured patterns combines with Mizuno's performance driven fabrics to look and feel cool on the fairways. New streetwear inspired garments include the new G-Style hoodie and grandad collar.

ELITE FADE POLO

52GAA007

Including a soft, textured design, the Elite Fade polo features a stylish, contrasting print across the chest and larger than usual Runbird logo. This practical and bold design includes Mizuno's four-way stretch Move Tech material, anatomically positioned for ease of golfing movement.

SPECIFICATION: MoveTech 4-way stretch, Runbird of the chest & yoke, Lightweight & thin material, Stretch/soft material

SIZES: S, M, L, XL, XXL

MATERIALS:

95% Polyester,
5% Spandex



MIZUNO FLORAL ST POLO

52GAA005

With a sublimated, panel print across the chest, the Floral ST polo is eye-catching in both name and appearance. The subtle colour contrast of the bold main colour block with the striking floral pattern across the front offers a softer touch for your summer wardrobe.

SPECIFICATION: MoveTech 4-way stretch, Runbird of the chest & yoke, Lightweight & thin material, Stretch/soft material

SIZES: S, M, L, XL, XXL

MATERIALS:

95% Polyester,
5% Spandex



MIZUNO FLORAL GC POLO

52GAA008

A retro-inspired grandad collar design elevated into a contemporary style polo. Featuring a striking colour palette of contrasting tones separated just below the traditional Runbird logo, the Floral GC polo offers a subtle nod to the past with an athletic, modern look.

SPECIFICATION: MoveTech 4 way stretch, Runbird of the chest & yoke, Lightweight & thin material, Stretch/soft material, Grandad collar

SIZES: S, M, L, XL, XXL

MATERIALS:

95% Polyester,
5% Spandex



MIZUNO FLORAL POLO

52GAA004

Similar in look to the traditional Japanese cherry blossoms or 'Satura', this unique pattern with its vibrant colour options provides an exceptional summer garment in a youthful polo design. Including our Move Tech fabric technology, the Floral polo is practical for even the warmest summer days.

SPECIFICATION: MoveTech 4 way stretch, Runbird of the chest & yoke, Lightweight & thin material, Stretch/soft material, Grandad collar

SIZES: S, M, L, XL, XXL

MATERIALS:

95% Polyester,
5% Spandex



MIZUNO ELITE TRACK ¼ ZIP

52GAA004

A sport-inspired ¼ zip with a striped, contrasting multi-coloured design. While it remains a lightweight middle layer, the substantial material of the Elite Track ¼ zip provides a little added warmth for those cooler days.

SPECIFICATION: Runbird of the chest & yoke, Lightweight middle layer, Relaxed cuff

SIZES: S, M, L, XL, XXL

MATERIALS:

95% Polyester,
5% Spandex



G-STYLE RB HOODIE

52GCA003

The refreshed G-Style RB hoodie again offers a relaxed and versatile middle layer. Constructed with our MoveTech fabric, the G-Style RB provides comfort and style both on and off the golf course.

SPECIFICATION: Soft and lightweight middle layer, Move Tech fabric, Large Runbird logo centre chest

SIZES: S, M, L, XL, XXL

MATERIALS: 95% Polyester, 5% Spandex



MIZUNO DRIZZLE 2 VEST

52GEA002

100% polyester design, this water repellent and lightweight garment offers a comfortable outer layer engineered for those cooler early morning and twilight rounds. Featuring our MoveTech fabric for effortless range of movement, this technical garment provides sufficient warmth and comfort with stylish and sophisticated look.

SPECIFICATION: Soft shell material with Move Tech fabric and water-repellent properties, Zip pockets, Runbird on chest & lower back

SIZES: S, M, L, XL, XXL

MATERIALS: 100% Polyester



Deep Navy

Black

Grey

MIZUNO DRIZZLE 2 JACKET

52GEA001

100% polyester design, this water repellent and lightweight garment offers a comfortable outer layer engineered for those cooler early morning and twilight rounds. Featuring an 'on-trend' hoodie design combined with our MoveTech fabric for effortless range of movement, this technical garment provides sufficient warmth and comfort with stylish and sophisticated look.

SPECIFICATION: Soft shell material with Move Tech fabric and water-repellent properties, Zip pockets, Runbird on chest & lower back

SIZES: S, M, L, XL, XXL

MATERIALS: 100% Polyester



Grey

Black

Deep Navy

MIZUNO STROLLER SHORT


52GFA031

A straight, modern-cut, lightweight short featuring Mizuno's four-way stretch Move Tech material, anatomically positioned for ease of movement. 100% polyester, tighter fit with water-repellent properties.

SPECIFICATION: Move Tech material, Water-repellent properties, Tapered fit

SIZES: S, M, L, XL, XXL

MATERIALS: 100% Polyester



Black

Deep Navy

Beige

'23 FOOTWEAR

POWER FROM THE EARTH UP

Mizuno footwear is trusted by elite athletes worldwide for performance and comfort – in running, tennis, soccer, rugby and baseball. Utilising this iconic performance technology and world-renowned athletic comfort, the Spring/Summer 2023 footwear collection features the core principles of Mizuno's footwear, uniquely designed for golf to provide power from the ground.

The SS23 footwear collection showcases the latest Mizuno technologies, including Mizuno Energy, a soft mid-sole material delivering rebound durability, along with Mizuno 'Wgrip', engineered to increase grip production and stability through constant testing and intricate analysis of weight distribution during the golf swing. Mizuno's new Genem shoes utilize recycled materials and 'Bloom' algae to create a more environmentally-friendly product line. The iconic G-style shoes and Wave Hazard models will continue in the collection.

Innovative design features are complimented with stylish, neutral colour tones throughout the product line-up.



We always knew how important ground forces were in the golf swing – but now we can give something back. The Mizuno Genem is our first environmentally conscious golf shoe, using recycled materials and a BLOOM TPE (an algae blended resin) midsole. One way to remove harmful phosphorous and ammonia in industrial wastewater – using the fastest growing plant on earth. The Genem also features recycled BOA wire, recycled synthetic upper and recycled synthetic fibres within the tongue and heel cuff.

GENEM WG BOA – POWER FROM THE EARTH UP

51GQ2305

350
grams

3 SECTOR PATTERN SOLE: Our study of swing pressure recognised that each part of the sole required a unique grip configuration to maximise ground forces.

WGRIP MATERIAL FOR 33% MORE TRACTION: A new proprietary rubber compound engineered by Mizuno to deliver a 33% increase in grip production (vs our previous X10 rubber).

ENVIROMENTALLY FRIENDLY CONSTRUCTION: Using BLOOM TPE algae blended resin midsole, recycled BOA wire and recycled synthetic upper.

MIZUNO ENERGY: Our softest and bounciest midsole taken from our award winning running shoes – 17% softer and 15% more resilient than any prior midsole material.

BOA CLOSURE: For a slip free, snug fit.

FULLY WATERPROOF: With 1 year warranty.

SIZES: UK 6.5 - 12

COLOURS: White/Navy, White/Black and Grey/China Blue

350
grams

GENEM WG GTX BOA – POWER FROM THE EARTH UP. WITH GORETEX UPPER.

51GQ2300

3 SECTOR PATTERN SOLE: Our study of swing pressure recognised that each part of the sole required a unique grip configuration to maximise ground forces.

WGRIP MATERIAL FOR 33% MORE TRACTION: A new proprietary rubber compound engineered by Mizuno to deliver a 33% increase in grip production (vs our previous X10 rubber).

ENVIROMENTALLY FRIENDLY CONSTRUCTION: Using BLOOM TPE algae blended resin midsole, recycled BOA wire and recycled synthetic upper.

MIZUNO ENERGY: Our softest and bounciest midsole taken from our award winning running shoes – 17% softer and 15% more resilient than any prior midsole material.

BOA CLOSURE: For a slip free, snug fit.

GORETEX WATERPROOF UPPER: With 2 year warranty.

SIZES: UK 6.5 - 12

COLOURS: White/Navy, White/Black and Grey/China Blue



MZU EN – THE SPORTY ONE

51GM2290

310
grams

A high traction, sports based golf shoe for players who prefer to walk the hard yards. With our SPIKELESS GM TECHNOLOGY, Mizuno ENERGY, our softest, most cushioned ever running inspired midsole and now GORETEX mesh upper waterproofed.

MIZUNO ENERGY: Our softest and bounciest midsole taken from our award winning running shoes – 17% softer and 15% more resilient than any prior midsole material.

WGRIP MATERIAL FOR 33% MORE TRACTION: A new proprietary rubber compound engineered by Mizuno to deliver a 33% increase in grip production (vs our previous X10 rubber).

LIGHTWEIGHT STABILITY: Highly stable for its 310g weight (size 7).

SPIKELESS GM TECHNOLOGY SOLE: with specific peripheral and mid-section design to increase Grip Forces.

GORETEX MESH WATERPROOF UPPER: With 2 year warranty.



MZU LE – FEATHERWEIGHT COMFORT

51GM2280

270
grams

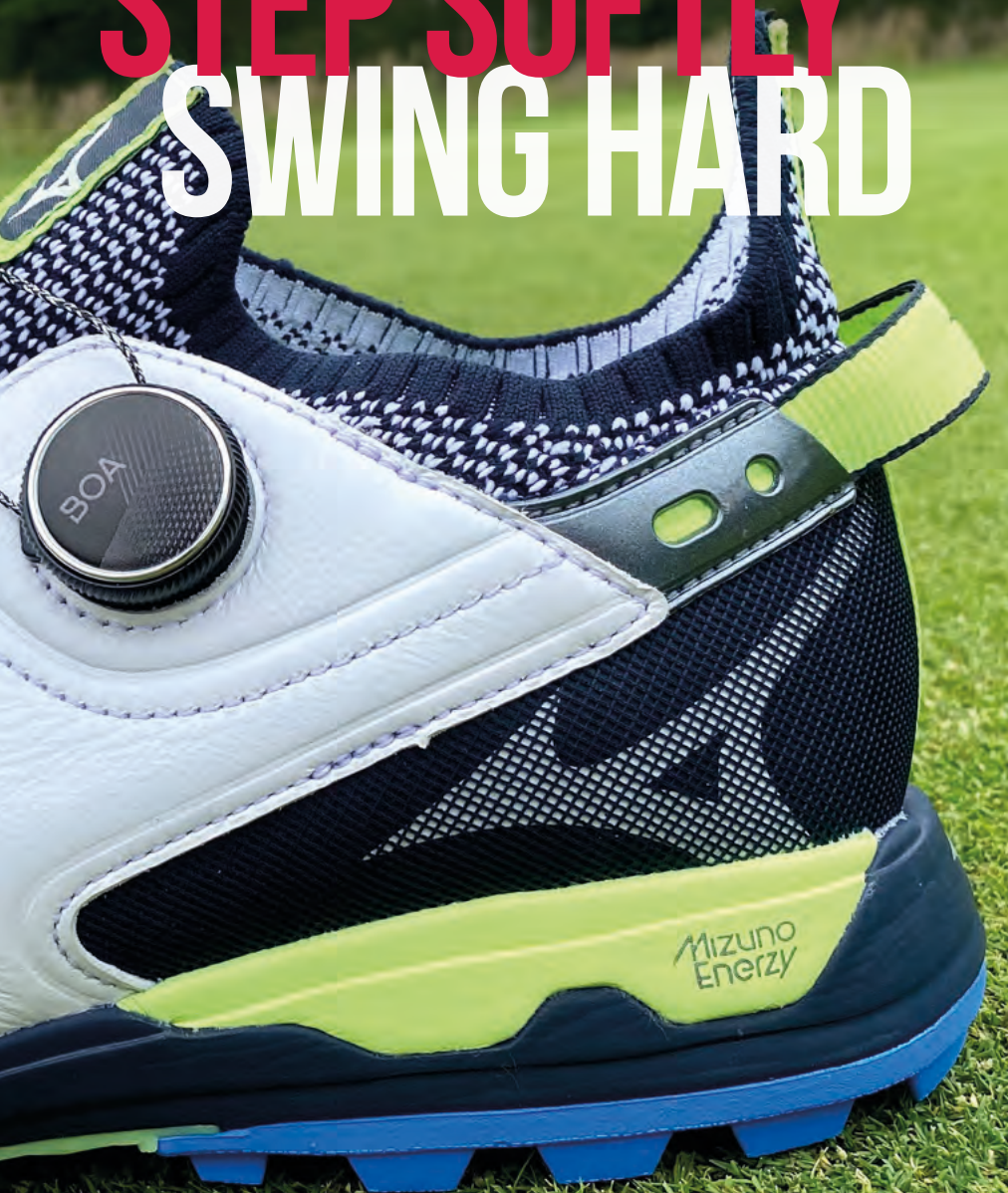
A featherweight cross-over shoe – equally at home on and off the golf course. Absolute comfort straight from the box. With a soft touch blended leather / synthetic upper and all-purpose, soft rubber spikeless sole.

FEATURES: Mixed leather and synthetic leather upper, Spikeless, soft rubber sole unit, Highly breathable, Lace closure system, Lightweight at 270g per shoe (size 7).

SIZES: Available in Black and Navy UK Size 6.5 – 12.00



INTRODUCING Mizuno Energy

STEP SOFTLY
SWING HARD

WAVE HAZARD PRO BOA

51GM2270

Full Grain Leather with Mizuno Energy. Swing full speed with Mizuno Energy – our softest and bounciest midsole. Fresh from a 2020 introduction to Mizuno's running shoe line, Mizuno Energy is 17% softer and 15% more resilient than any prior midsole material. Giving Mizuno Energy the dual impact of intensifying ground forces for enhanced clubhead speed and reducing walk fatigue. Combined with our spikeless GM technology tested to give incredible grip force on both firm and soft ground. In lightweight waterproof mesh upper with integrated tongue and Boa closure system for a slip free, snug fit.

SPECIFICATION: Mizuno Energy cushioning system (17% softer / 15% more resilient), Spikeless GM technology sole – with specific peripheral and mid-section design to increase Grip Forces, Lightweight mesh upper, Integrated tongue for increased comfort and protection, Boa closure system, Fully waterproof – 1 year warranty

SIZES: UK 6.5 - 12

COLOURS: White/Neon Lime



White/Neon Lime



WAVE HAZARD BOA

51GM2170



Waterproof mesh upper with Mizuno Energy. Swing full speed with Mizuno Energy – our softest and bounciest midsole. Fresh from a 2020 introduction to Mizuno's running shoe line, Mizuno Energy is 17% softer and 15% more resilient than any prior midsole material. Giving Mizuno Energy the dual impact of intensifying ground forces for enhanced clubhead speed and reducing walk fatigue. Combined with our spikeless GM technology tested to give incredible grip force on both firm and soft ground. In lightweight waterproof mesh upper with integrated tongue and Boa closure system for a slip free, snug fit.

SPECIFICATION: Mizuno Energy cushioning system (17% softer / 15% more resilient), Spikeless GM technology sole – with specific peripheral and mid-section design to increase Grip Forces, Lightweight mesh upper, Integrated tongue for increased comfort and protection, Boa closure system, Fully waterproof – 1 year warranty

SIZES: UK 6.5 - 12

COLOURS: Black/Blue, White/Blue



Black/Blue



White/Blue



White



Black

WAVE HAZARD PRO

51GM2190



Full Grain leather and lace with Mizuno Energy. Swing full speed with Mizuno Energy – our softest and bounciest midsole. Fresh from a 2020 introduction to Mizuno's running shoe line, Mizuno Energy is 17% softer and 15% more resilient than any prior midsole material. Giving Mizuno Energy the dual impact of intensifying ground forces for enhanced clubhead speed and reducing walk fatigue. Combined with our spikeless GM technology tested to give incredible grip force on both firm and soft ground. In Full Grain Leather with Zero Glide shoelace for easy, secure fastening and precise fit.

SPECIFICATION: Mizuno Energy cushioning system (17% softer / 15% more resilient), Spikeless GM technology sole – with specific peripheral and mid-section design to increase Grip Forces, Full Grain Leather upper, Zen Glide shoelace, Fully waterproof – 1 year warranty

SIZES: UK 6.5 - 12

COLOURS: White/Blue, Black/Blue



THE 2023



SPRING

SUMMER



A MODERN CROSSOVER COLLECTION
WITH CORE PERFORMANCE TECHNOLOGIES

COLLECTION

NEXLITE 008 BOA

51GM2120

235
grams

Float the fairways. Float the fairways in the near weightless Nexlite 008. Stripped back to a breathable mesh upper and durable X10 high-traction sole, this might be the most comfortable golf shoe you'll ever wear straight from the box. Featherlight at 235g per shoe*.

SPECIFICATION: Featherlight at 235g per shoe (*size 7), BOA closure unit for secure fit, X10 rubber sole and tread for extended traction, Durable silicone toe wrap, Fully waterproof – 1 year warranty.

SIZES: UK 6.5 - 12

COLOURS: Black, Navy



Black

Navy



G-STYLE

51GM2240/51GW2240

320
grams

Relax. G-Style. Take a more relaxed approach to the game and walk away in the new G-Style. Comfortable and stable, with durable "Sangfang" upper. One-year waterproof warranty. New colours added for 2022.

SPECIFICATION: New Durable Sangfang upper, High traction, durable sole, Derby profile for comfort fit, Lightweight 320g comfort, Fully waterproof – 1 year warranty, Available in White, Grey and Black. UK Size 6.5-12.0, Women's UK Size 4.5-8.0 (White only)

SIZES: UK 6.5 - 12. Ladies -4.5, 5.0, 5.5, 6.0, 6.5, 7.0

COLOURS: Black, Grey, White



Black

Grey



White

White (ladies)



MIZUNO TOUR STAFF

BT0URSTF22

The iconic Mizuno staff bag – fresh, ever-evolving and instantly recognizable. The exact bag supplied to Mizuno's contracted professionals worldwide from The Open Championship 2022. Built with premium materials to withstand a rigorous season on tour – engineered to carry more than history.

SPECIFICATION: Velour Padded 6-Way Top Cuff with 2 Full Length Dividers, Full Length Apparel Pockets, Velour Lined Valuables Pockets with Interior Mesh Pocket, (10) Interior Mesh Pockets for Easy Organization, Ball Pocket with Interior Mesh Pocket, Padded Shoulder Strap with Hooks for Easy Removal, Moulded Grab Handle, Zip Off Embroidery Panel, Metal Accessories Ring, Umbrella Holders, Matching Rainhood

CUFF: 6 way divider / 10"

WEIGHT: 13 lbs



6 Way



White/Blue

MIZUNO TOUR STAFF MID

BT0URMID22

The iconic Mizuno staff bag – just a little smaller and more manageable. Built using the same materials as the full sized bag provided to Mizuno's worldwide tour staff. More than large enough to load with all of your essential equipment.

SPECIFICATION: 5-Way Top Cuff. 8 Pockets, 3 Full Length Dividers, Insulated Drink Pocket, Umbrella Holder, Magnetic Accessories Pocket, Waterproof Fleece lined valuables, Matching Rainhood

CUFF: 6 way divider / 9"

WEIGHT: 9.5 lbs



6 Way



White/Blue

MIZUNO TOUR CART BAG

BT0URCRT22

The iconic colors and premium build quality of Mizuno's Tour Collection – with a staggering level of practicality and storage options. Space for every item you might need on a golf course – with extra for memories.

SPECIFICATION: 14-Way Top Cuff with Integrated Putter Well / Full length dividers, Rubberized Grab Handles Moulded into Top Cuff, Single Shoulder Strap with Adjustment Point, Full Length Apparel Pocket x 2, XL Insulated Cooler Pocket with Drain Holes, Fleece Lined Valuables Pocket with Waterproof Zipper, Removable Ball Pocket Panel, Magnetic Pocket, Insulated Drink Pocket, Push Cart Notch Moulded into Bottom Cuff, Umbrella Holder, Matching Rainhood

CUFF: 14 way divider / 10"

WEIGHT: 8.2 lbs



14 Way



Black



White/Blue

MIZUNO TOUR STAFF CART BAG

BTSTAFFCRT

A sleeker version of the full Mizuno Tour bag, with pockets and a base fully adapted for trolley / cart use. Incorporates the more open, flexible 5 way top cuff preferred by tour players and caddies. With 5 versatile pockets and a zip off panel for potential embroidery.

SPECIFICATION: Premium tour materials, Tour preferred 5 way top cuff, 5 pockets designed for access with cart use, Bottom tested to fit current carts and trolleys, Zip off embroidery panel, Drinks holder, Umbrella holder

CUFF: 5-way divider / 10"

WEIGHT: 5.95lbs/2.7kg



5 Way



Black



White/Blue

MIZUNO TOUR STAND BAG

BT0URSTD22

The iconic Mizuno staff bag – just smaller, with legs. Built with the most durable, soft touch premium materials across our stand bag line. Versatile enough to be your one and only bag for the year.

SPECIFICATION: 6-Way Top Cuff with 3 Full Length Dividers, Grab Handle Integrated into Top Cuff, Dual Padded Shoulder Straps with 4 Points of Adjustment and Quick Release Clips, Wide-Profile Stand Legs with Rubber Feet, Full Length Apparel Pocket, Fleece Lined Valuables Pocket with Waterproof Zipper, Magnetic Pocket with Fleece Lining, Insulated Drink Pocket, Removable Ball Pocket Panel, Cart Strap Channel, Umbrella Holder, Matching Rainhood

CUFF: 6 or 14 way divider / 9"

WEIGHT: 7.4 lbs



6 Way



14 Way



Black

White/Blue

MIZUNO K1-L0 LIGHTWEIGHT STAND BAG

BK1L0S22

As close to weightless we could engineer a full stand bag. The K1-L0 is built upon a carbon fiber stand construction, making it shockingly light, yet reassuringly rigid. High-density foam shoulder straps and intelligently placed pockets make it a joy for golfers who prefer to walk the course.

SPECIFICATION: 5-Way Top Cuff with 2 Full Length Dividers, Lightweight Composite Stand Legs, Dual Shoulder Straps with 4 Points of Adjustment, Full Length Apparel Pocket, Fleece Lined Valuables Pocket, Quick Access Mesh Pockets x 3, Bottom Grab Handle, Removable Ball Pocket Panel, Velcro Glove Patch, Accessories Loop, Umbrella Holder, Matching Rainhood

CUFF: 5 way divider / 8"

WEIGHT: 3.1 lbs



5 Way



Course Camo



Navy/Red



Navy



Blue/White



Black/White

MIZUNO BR-D3 STAND BAG

BRD3S21

If you walk 18 more often than you ride, the BR-D3 makes every step a little easier. Stripped back to 8 critical pockets and compartments – with a brand new ultra-comfortable shoulder strap. Features full length apparel pocket and insulated drinks pouch.

SPECIFICATION: Dual Shoulder Straps with 4 Points of Adjustment, 2 x grab handles, Fleece Lined Valuables Pocket with Waterproof Zipper, Metal Towel/Accessory Clip, Loop Velcro Patch to attach glove, Insulated Drink Pocket, Removable Ball Pocket Panel, Umbrella Holder, Rainhood

CUFF: 4-Way Top Cuff / 2 Full Length Dividers / 8½"

WEIGHT: 4.6 lbs/2.1 kg



4 Way



Stormy Blue



Navy/ Light Grey



White/ Black



Black



Staff

MIZUNO BR-D4C CART BAG

BRD4C21

Leave nothing behind Mizuno's maximum storage cart / trolley bag - with a staggering 20 pockets and compartments. An all-new "mission control" organizer panel makes it easy to store anything you need for quick access – from range finders to scorecards and yardage books to divot tools, all in one centralized location. With extra large cooler pocket.

SPECIFICATION: 14-Way Top Cuff with Large Putter Well, Full Length Dividers, Single Shoulder Strap, Rubberized Grab Handle, Cart Strap Channel, Magnetic Closure Pocket with Fleece Lining, Fleece Lined Valuables Pockets with Waterproof Zippers, Metal Towel/Accessory Clip, Full Length Apparel Pockets, Integrated Umbrella Sleeve, Quick Access Mesh Pockets, Loop Velcro Patch to attach glove / morale patches, Removable Ball Pocket Panel - for customization / embroidery, Bottom Grab Handle, Push Cart Notch on Bottom Cuff – for extra stability used on a push cart, Rainhood

CUFF: 14-way Top Cuff/9½"

WEIGHT: 7 lbs/3.2 kg



14 Way



White/Black



Black



Woodlands Camo



Heathered Grey/Navy

MIZUNO BR-DX STAND BAG

BRDXS21

Our new hybrid stand bag leaves no stone left unturned in its quest for versatility. The BR-DX features 14 pockets for anything you'll need when riding a cart - including a large cooler pocket for those extra hot days. With large profile stand legs and a quick release detachable strap for walking days.

SPECIFICATION: Ultra-stable Wide Profile Stand Legs, Dual Shoulder Straps with Quick Release Clips, Full Length Apparel Pocket, Fleece Lined Valuables Pocket with Waterproof Zipper, Loop Velcro Patch to attach glove, Magnetic Closure Pocket with Fleece Linings, Removable Ball Pocket Panel, Large Insulated Cooler Pocket with Drain Holes, Umbrella Holder

CUFF: 14-Way Top Cuff / Full Length Dividers / 9½"

WEIGHT: 6.6lbs / 3 kg



14 Way



Black

Woodlands Camo

MIZUNO BR-DRI WP CART

BRDRIWPC21

A totally waterproof cart bag with seamless construction to protect your possessions in the worst golfing weather. 7 protected pockets and a 1 year waterproof guarantee.

SPECIFICATION: 1 year waterproof warranty, Cart Strap Channel, Full-length Dividers, Cart Compatible Base, Lined Valuables Pocket, Insulated Drink Pouch, Magnetic Pocket, Metal Accessories Ring, Matching Rainhood, Bottom Grab Handle, Glove Grip.

CUFF: 14-way divider / 10"

WEIGHT: 5.6lbs/2.5kg



14 Way



Black

Staff Blue/
White

Blue/Silver/Red

MIZUNO BR-DRI STAND BAG

BRDRIWPS21

A totally waterproof stand bag with seamless construction to protect your possessions in the worst golfing weather. Mobile and lightweight - with 6 protected pockets and a 1 year waterproof guarantee.

SPECIFICATION: 1 year waterproof warranty, Lined Valuables Pocket, External Umbrella Loop, Insulated Drink Pouch, Bottom Grab Handle, Removable Double Shoulder Straps, Full-length Dividers, Matching Rainhood.

CUFF: 4-way divider/9½"

WEIGHT: 5.6lbs / 2.5 kg



4 Way



Black



Navy/Red

Staff Blue/White

MIZUNO LW-C CART BAG

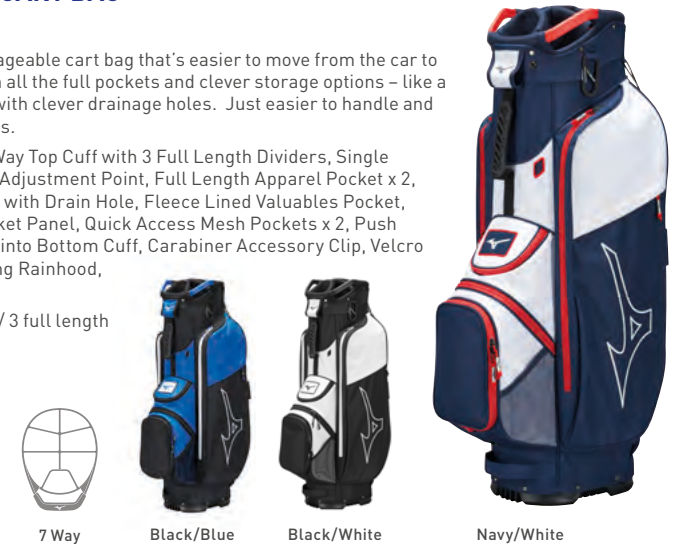
BLWCART22

A more mobile, manageable cart bag that's easier to move from the cart to the course. Still with all the full pockets and clever storage options - like a large cooler pocket with clever drainage holes. Just easier to handle and store between rounds.

SPECIFICATION: 7-Way Top Cuff with 3 Full Length Dividers, Single Shoulder Strap with Adjustment Point, Full Length Apparel Pocket x 2, Large Cooler Pocket with Drain Hole, Fleece Lined Valuables Pocket, Removable Ball Pocket Panel, Quick Access Mesh Pockets x 2, Push Cart Notch Moulded into Bottom Cuff, Carabiner Accessory Clip, Velcro Glove Patch, Matching Rainhood, Umbrella Holder

CUFF: 7 way top cuff / 3 full length dividers / 9"

WEIGHT: 4.7 lbs



7 Way



Black/Blue



Black/White

Navy/White

MIZUNO SCRATCH SAC CARRY BAG

BSCRTCH22

A brand new version of our unstructured bag named after the better players who adopted it. Perfect for a quick 9 holes or when car space is limited. Now with a clever top cuff grab handle.

SPECIFICATION: Waterproof belly and bottom cuff, Comes with single and double strap, 4 way top cuff, 4 pockets including full length apparel pocket & valuables pocket, Drinks holder, Umbrella holder

CUFF: 4-way divider / 7 inch

WEIGHT: 2.2lbs/1kg



4 Way



Camo



Grey Camo



Black

MIZUNO BR-D2 CARRY BAG

BRD2521

A clever little bag that handles 14 clubs - for quick practice rounds or weekends away. With 9 pockets to organize your essentials, you'll only miss a large clothing pocket. The new detachable Mod Pouch gives a little more storage when you really need it, and a drop in clutter when you don't.

SPECIFICATION: Manual Open/Close Mini Stand Legs, Water-Resistant Coated Underbelly, Removable Mod Pouch with quick release clips, Dual Shoulder Straps with 4 Points of Adjustment, Loop Velcro Patch to attach glove, Insulated Drink Pocket, 2 x Grab Handles, Umbrella Holder

CUFF: 4-Way Top Cuff / 2 Full Length Dividers / 7 1/2"

WEIGHT: 4.4 lbs/2 kg



4 Way



Navy



Heathered Grey



Black




TOUR DELTA FITTED

52FF2000P

The Mizuno Tour Delta Fitted is a revolutionary, lightweight, comfortable cap that features fused panels for a seamless, stitch-free finish. This hat also features a light-weight visor fabrication, a new 3-layer multi-function headband, and patent-pending stain block technology to prevent sweat stains on the cap's crown. Features a 3D silicone welded front logo.

FIT: Small/Medium: 6 3/4" - 7 1/4" Large/XL: 7 1/8" - 7 5/8"

MATERIALS: 92% Polyester, 8% Spandex®



White

Royal

TOUR VENT ADJUSTABLE

52FF2001P

The Mizuno Tour Vent Adjustable is a lightweight, adjustable, low profile hat featuring laser cut vent holes and a 3D silicone transfer logo. The new 3-layer multi-function headband features patent-pending stain block technology to prevent sweat stains on the cap's crown.

FIT: One Size Fits Most

MATERIALS: 92% Polyester, 8% Spandex®



Dark Olive



White



Royal



Black

Grey

TOUR ELITE VISOR

52FF2003P

The Mizuno Tour Elite Visor is a lightweight, technical, performance visor with a standard visor crown height. Features a 3D heat transfer front logo. The new 3-layer multi-function headband features patent-pending stain block technology.

FIT: One Size Fits Most

MATERIALS: 95% Polyester, 5% PU Spandex



Navy

White

TOUR PERFORMANCE

52FF1801P

The Mizuno Tour Performance fitted hat is constructed from a lightweight, moisture wicking, pique weave polyester blend. Also featured with this performance material is a sweat absorbing multi-layered headband for a secure and dry fit. This cap features both 3D and flat embroidered logo applications for a clean, classic look.

FIT: One Size Fits Most

MATERIALS: 99% Polyester, 1% P.U. Spandex®



Navy

Royal

Black

White

FITTED MESHBACK

52FF1803P

This one size fits all hat features heathered polyester Jersey material front panels and stretch mesh back for unrivaled comfort and breathability. Front 3D embroidered logo and flat rear embroidered logo applications give this fitted mesh back hat a classic, clean look that performs both on and off the course.

FIT: One Size Fits Most

MATERIALS: 44% Polyester, 42% Nylon, 7% Cotton, 7% Spandex®



Black

Red/Navy

Navy

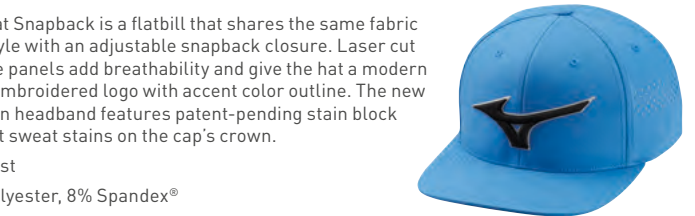
TOUR FLAT SNAPBACK

52FF2002P

The Mizuno TOUR Flat Snapback is a flatbill that shares the same fabric as the TOUR Delta style with an adjustable snapback closure. Laser cut vent holes on the side panels add breathability and give the hat a modern look. Features a 3D embroidered logo with accent color outline. The new 3-layer multi-function headband features patent-pending stain block technology to prevent sweat stains on the cap's crown.

FIT: One Size Fits Most

MATERIALS: 92% Polyester, 8% Spandex®



Dark Charcoal



Grey



Navy



White

California Blue

CROSSED CLUBS SNAPBACK


52FF2201P

Whether it's on or off the golf course, this is the hat to represent your favorite golf brand. The lightweight fabric is perfect for hot days, but still maintains its structure to show the logo loud and proud.

FIT: One Size Fits Most**MATERIALS:** 92% Polyester, 8% PU Spandex®**FRESH MARBLE ADJUSTABLE**


52FF2202P

The perfect piece of headwear to accompany the new RB Tour and RB Tour X golf balls.

FIT: One Size Fits Most**MATERIALS:** 92% Polyester, 8% PU Spandex®**MIZUNO PATCH SNAPBACK**

52FF2203P

Featuring a golf ball silhouette and stand out color schemes, your loyalty won't be left to question with this hat. You're a Mizuno golfer through and through.

FIT: One Size Fits Most**MATERIALS:** 98% Polyester, 2% Spandex®**CROSSED CLUBS MESHBACK**

52FF2204P

Whether it's on or off the golf course, this is the hat to represent your favorite golf brand. The trucker style meshback is perfect for keeping your head cool on the course.

FIT: One Size Fits Most**MATERIALS:** 99% Polyester, 1% Spandex

IRON HEADCOVERS (3-PW, GW, SW, LW)

TIRONHC22

A more secure, clip on headcover to protect your irons in play. Please remove between play and refer to our care advice to maintain the appearance of your Mizuno irons.



White/Blue



Black

TOUR DRIVER HEADCOVER

TOURDRHC22

The exact driver headcover supplied to Mizuno's contracted professionals worldwide.



White/Blue

Black



White/Blue

Black



TOUR FW HEADCOVER

TOURFWHC22

The exact headcover supplied to Mizuno's contracted professionals worldwide.

TOUR UTILITY HEADCOVER

TOURUTHC22

The exact headcover supplied to Mizuno's contracted professionals worldwide.



White/Blue

Black/Charcoal

TOUR PUTTER HEADCOVER

TOURPTHC22

A premium touch tour headcover to spruce up any classic putter.



White/Blue

Black/Charcoal

RB ZIP TOTE

RBZIPT0T22

Smart and sleek Zip tote perfect for your valuables and golf bag essentials.



MIZUNO GIFT PACK

GIFTPACK19



RB SCORECARD HOLDER

RBSCOREH22

Classic leather scorecard holder embossed with the Mizuno Runbird.



RB TRACK DRIVER HEADCOVER

TRAKDRHC22

A sharp and minimalist design featuring Mizuno's unmistakable tour colours.



RB TRACK FAIRWAY HEADCOVER

TRCKFWHC22

A sharp and minimalist design featuring Mizuno's unmistakable tour colours.



RB TRACK ALIGNMENT STICK COVER

TRALIGNC22

A sharp and minimalist design with unmistakable Mizuno tour colourways to match the RB Tract headcovers and protect your clubs.



RB TRACK ZIP TOTE

TRZIPTOT22

Smart and sleek Zip tote perfect for your valuables and golf bag essentials.



RB CAMO DRIVER HEADCOVER

CAMODRHC22

A modern and stylish camo design perfect for any Mizuno bag.



RB CAMO FAIRWAY HEADCOVER

CAM0FWHC22

A modern and stylish camo design perfect for any Mizuno bag.



RB CAMO TOTE

CAM0TOTE22

Compact and modern drawstring tote bag ideal for tees or golf bag essentials.



RB CAMO ALIGNMENT STICK COVER

CAM0ALIGN22

Camo alignment cover perfect to protect you clubs and match to complete our most modern Headcover range.



RB MARKER COIN TOTE

RBMARKER22

Durable and stylish Runbird marker accompanied by a stylish and durable marker tote.



RB PITCHFORK & MARKER SET

PITCHMRK22

A perfect gift for a golfer featuring an ergonomic pitch mark repairer alongside a classic Blue and white runbird marker.



RB PUTTING DISC

PUTTDISC22

An ideal bag accessory. A versatile Mizuno branded ghost hole together with a carabiner to slip on and off the golf bag for ease of use.



MIZUNO TEDDY

MIZTEDDY22

For our youngest Mizuno fans and for those looking to bring the runbird to their office desk, our runbird teddy comes with his own Mizuno jumper in timeless Mizuno colours.



RB TOUR TOWEL

TWT21RB3P

SIZE: (16" x 40")



Black

Navy/Red

Staff

Grey/Blue

MIZUNO DEN CADDY

DENCADDY22

An ankle high replica - ideal for fitting studios, driving ranges or any space needing a sprinkling of history.



MIZUNO PEN CADDY

PENCADDY22

A desk size replica for pens, drinks and a little piece of history.



RB RETRO STRIPE TOWEL

TWRETRO22P

SIZE: (21.5" x 42")



TOUR PRACTICE GOLF BALL BAG

PRACBBAG22

The classic Mizuno practice accessory.



RB TRI FOLD TOWEL

TWRB21TT3P

SIZE: (16" x 24")



White Grey/Blue Black Navy/Red Blue/White

TOUR TWIN CANOPY UMBRELLA

UMB19P

Double Canopy Umbrella for Golf



Black/White Grey/Blue Navy/Red

Staff

MIZUNO MICROFIBER CART TOWEL

ZT180P

SIZE: (15.75" x 23.6")



Black Staff

MIZUNO WINTER MITTEN

WM20213P

MATERIALS: Outer fabric - 100% Nylon / interior fleece - 100% Polyester



Blue / Black

MIZUNO ONBOARDER

ONBOARD20

Engineered to fit current British Airways hand-luggage dimensions, with four multi-directional wheels for ease of movement. Integrated design allows the Mizuno Briefcase or Mizuno Backpack to fit seamlessly over the Onboarder's retractable handle.

- Engineered to fit current British Airways hand-luggage dimensions
- Optimal movement through four multi-directional wheels.
- Integrated design allowing the Mizuno Briefcase or Mizuno Backpack to fit seamlessly over the retractable handle



MIZUNO BACKPACK

BACKPACK20

Multi-compartment layout with soft-touch padded sleeve for a laptop or tablet. New improved fit features narrower shoulder straps and additional strap-padding for extra comfort. Includes drinks holders on both sides, an additional front-facing pocket with organiser and a rear-facing strap to fit over the handle of the Mizuno Onboarder.

- Multi-compartment layout
- Soft-touch padded sleeve for laptop or tablet protection
- New improved fit featuring narrower shoulder straps
- Extra comfort with additional strap-padding
- Drinks holders on both sides and additional front-facing pocket with organiser
- Rear-facing strap engineered to fit over the handle of the Mizuno Onboarder



MIZUNO SHOE BAG

SHOEBAG20

Mesh-ventilated with a single strap and additional storage space through a sleek internal pocket.

- Mesh-ventilated with a single strap
- Additional storage space through sleek internal pocket
- Space for one pair of shoes



BRIEFCASE 2020

BRFCASE20

Extra protection for Laptop/tablet featuring a specialist padded compartment. The padded single strap provides day-long comfort. Features a larger middle-pocket, a front-facing pocket with organiser and rear-facing strap to fit over the handle of the Mizuno Onboarder.

- Specialist Laptop/tablet compartment providing added padding/protection
- Padded single strap for day-long comfort
- Features a larger middle-pocket and front-facing pocket with organiser
- Rear-facing strap engineered to fit over the handle of the Mizuno Onboarder.



FOLDABLE TRAVEL COVER 2020

TRCOVER20

Internal club overwrap and padding for maximum club protection with increased top-padding for additional club-head cushioning. Highly mobile thanks to six multi-directional wheels. Provides space to carry a full cart bag or pair of smaller carry bags. Foldable design minimizes storage space in a retail or home environment.

- Fits cart bag or a pair of smaller carry bags
- Internal club-overwrap and padding for maximum club protection
- Increased top-padding for additional club-head cushioning
- Maximum ease-of-use through six multi-directional wheels
- Foldable design optimises storage space in a retail or home environment



